

**PARLIAMENT OF UGANDA**

**THE REPORT OF THE COMMITTEE ON BUDGET ON THE  
SUPPLEMENTARY APPROPRIATION BILL, 2023**

**OFFICE OF THE CLERK  
PARLIAMENT BUILDINGS  
KAMPALA  
UGANDA**

OK

**MAY, 2024**

## 1.0 INTRODUCTION

Rt. Hon. Speaker and Hon. Members, the Supplementary Appropriation Bill, 2023 was introduced in the House for first reading on the 28<sup>th</sup> March, 2024, in accordance with Article 156 of the Constitution of the Republic of Uganda, 1995.

The Bill was referred to the Committee on Budget in accordance with Rule 153(4) of Rules of Procedure of the Parliament of Uganda

Rt. Hon Speaker and Hon. Members, during the implementation of the Budget for the Financial Year (FY) 2022/23, Government sought additional resources and re-allocations to meet the expenditure requirements. One supplementary schedule including addenda thereto was laid before Parliament in accordance with the provisions of Article 156(3) of the Constitution of the Republic of Uganda, and Section 25 of the Public Finance Management Act, 2015. This Schedule was considered by the Budget Committee and subsequently approved by Parliament.

Rt. Hon. Speaker, now permit me to present to you a report of the Committee on the Supplementary Appropriation Bill, 2023.

## 1.2 OBJECT OF THE BILL

The object of the Bill is to provide for supplementary appropriation out of the Consolidated Fund in accordance with article 156 (2) and (3) of the Constitution and Section 25 of the Public Finance Management Act 2015, a sum of **two trillion, nine hundred and sixty-three billion, one hundred and thirty-one million, five hundred and twenty five thousand shillings only** to meet additional expenditure for the Financial Year 2022/2023.

**Article 156 (2) and (3) of the Constitution provide as follows:**

*[Handwritten signatures and initials are present in this section, including names like 'AK' and 'HEA'.]*

(2) If in respect of any financial year it is found—

(a) that the amount appropriated for any purpose under the Appropriation Act is insufficient or that a need has arisen for expenditure for a purpose for which no amount has been appropriated by that Act; or

(b) that any monies have been expended for any purpose in excess of the amount appropriated for that purpose or for a purpose for which no amount has been appropriated by that Act, a supplementary estimate showing the sums required or spent shall be laid down before Parliament and in the case of excess expenditure, within four months after the money is spent.

(3) Where, in respect of any financial year, a supplementary estimate or supplementary estimates have been approved by Parliament in accordance with clause (2) of this article, a supplementary Appropriation Bill shall be introduced into Parliament in the financial year next following that financial year to which the estimates relate, providing for the appropriation of the sums so approved for the purposes specified in those estimates.

**Section 25 of the Public Finance Management Act 2015 provides as follows:**

**“25. Supplementary Expenditure.**

(1) The total supplementary expenditure that requires additional resources over and above what is approved by Parliament, shall not exceed 3% of the total approved budget for that financial year, without approval of Parliament.

**2.0 BACKGROUND**

During the implementation of the Budget for the FY 2022/23, Government sought additional resources to meet its expenditure requirements, as follows;

*[Handwritten signatures and scribbles are present throughout the page, including a large signature on the left margin, several signatures above the '2.0 BACKGROUND' section, and a cluster of signatures and scribbles below the 'During the implementation...' section.]*

On 23<sup>rd</sup> December 2022, the Minister of Finance, Planning and Economic Development (MoFPED) laid before Parliament a Supplementary expenditure estimates Schedule 1 for FY 2022/23 amounting to UGX 2.387 trillion. Furthermore, the Minister laid addendum 1 & 2 to the supplementary schedule 1 amounting to UGX 33.851 billion and UGX 13.479 billion respectively on the 2<sup>nd</sup> March 2023. In addition, the Minister laid addendum 3 to Supplementary Schedule No.1 FY 2022/23 amounting to UGX 38.85 billion on 22<sup>nd</sup> March 2023 and addendum 4 to amounting to UGX 499 billion on 30<sup>th</sup> March 2023. In total out the above, UGX 1,434 billion was within the 3% legal limit.

### 3.0 METHODOLOGY

The Committee held consultative discussions with the Minister of Finance, Planning and Economic Development to ascertain consistency and accuracy of the Supplementary Bill estimates against the Resolutions of Parliament.

The Committee reviewed the following key documents:

- (a) the Supplementary Expenditure Schedules 1 as laid in the House;
- (b) addenda to the Supplementary Expenditure Schedule 1;
- (c) the resolutions of Parliament authorizing supplementary expenditure to the FY 2022/23, and finds as follows;

### 4.0 COMMITTEE OBSERVATIONS & RECOMMENDATIONS

#### 4.1 Inconsistencies in Recurrent Expenditures

The Committee noted inconsistencies between the figures appearing under Votes, viz.; 018 and 932 with what was approved by Parliament as indicated in the table below;

*[Handwritten signatures and initials are present in this section, including 'MK', 'HKA', and 'STT'. A small number '4' is written in the center.]*

**Table1: Supplementary Expenditure variances with Parliamentary Resolutions**

Vote	MDA	Approved by Parliament	Supplementary Appropriation Bill	Variation
018	Ministry of Gender, Labour and Social Development	3,594,718,892	7,594,719,000	4,000,000,108
932	Tororo District	5,276,514,435	5,267,514,000	(9,000,435)

**4.2 Inconsistencies in Development Expenditures**

There are inconsistencies between the figures appearing under Votes 701 and 703 with what was approved by Parliament as indicated in the table below;

**Table2: Supplementary Expenditure Variances with Parliamentary Resolutions**

VOTE	MDA	Approved by Parliament	Supplementary Appropriation Bill	Variation (UGX)
701	Apac Municipal Council	3,897,379,041	3,879,893,000	(17,486,041)
703	Bushenyi- Ishaka Municipal Council	-	17,486,000	17,486,000

*[Handwritten mark]*

*[Handwritten signature]*

*[Handwritten mark]*

*[Handwritten signatures and marks]*

*[Handwritten signatures and marks]*

As illustrated by the tables above, the committee notes that the Supplementary Appropriation Bill contains amounts expended in respect of some Votes contrary to what was approved by Parliament. This is contrary to Article 156(3) that provides that the Supplementary Appropriation Bill shall provide for the appropriation of the sums so approved by Parliament for the purposes specified in those estimates.

The Committee further notes that the entire column 2 of the Schedule to the Bill contains amounts expended to all the votes by rounding off the figures to the nearest a thousand contrary to the actual figures (not rounded off) which were approved by Parliament. (*Comparison of figures contained in the Supplementary Appropriation Bill, 2023 and the figures contained in the Resolution of Parliament, Attached Annexes 1 and 2*).

### 5.0 Conclusion

The Committee recommends that the Supplementary Appropriation Bill, 2023 be passed into law subject to the proposed amendments below.

A collection of handwritten signatures and initials, including 'Maksuf', 'SFF', 'HEA', and others, scattered across the bottom half of the page.

**PROPOSED AMENDMENTS**

**A. AMENDMENT OF THE SCHEDULE (Column 1 of the Schedule Recurrent Expenditure)**

1. Amend column 1 of the schedule by replacing the words Financial Year 2020/2021 with financial year 2022/2023 in the following Votes. Votes 005, 112, 114, 115,117, 165,302,303,306

**Justification**

- To correct an error as this Supplementary Appropriation Bill relates Supplementary expenditure estimates for financial year 2022/2023
2. Amend column 1 of the schedule by replacing the words Financial Year 2018/2019 with financial year 2022/2023 in the following Votes. Votes 010 and 414

**Justification**

- To correct an error as this Supplementary Appropriation Bill relates Supplementary expenditure estimates for financial year 2022/2023

**B. AMENDMENT OF THE SCHEDULE (Column 2)**

1. Replace the entire column 2 of the schedule to the Bill with the amounts contained in Annex A attached.

**Justification**

*[Handwritten signatures and initials are present throughout this section, including 'OK', 'HEA', and various illegible signatures.]*

- To align the figures indicated in the Bill with the actual figures that were approved by Parliament.

**ANNEX A: SUPPLEMENTARY EXPENDITURE ESTIMATES APPROVED BY  
PARLIAMENT IN FY2022/23**

<b>VOTE</b>	<b>RECURRENT EXPENDITURE</b>	<b>AMOUNT, SHS</b>
001	Office of the President	156,000,000
002	State House	231,143,800,000
003	Office of the Prime Minister	51,253,286
004	Ministry of Defence	432,309,322,170
005	Ministry of Public Service	834,200,000
006	Ministry of Foreign Affairs	13,870,551,821
007	Ministry of Justice and Constitutional Affairs	39,000,000
008	Ministry of Finance, Planning & Economic Dev.	19,025,840,000
010	Ministry of Agriculture, Animal & Fisheries	2,667,137,335
011	Ministry of Local Government	28,200,000
012	Ministry of Lands, Housing & Urban Development	4,391,077,490
013	Ministry of Education and Sports	23,545,873,400
014	Ministry of Health	23,331,200,000
015	Ministry of Trade, Industry and Cooperatives	388,729,942,291
016	Ministry of Works and Transport	1,482,078,709
017	Ministry of Energy and Mineral Development	784,800,000
018	Ministry of Gender, Labour and Social Development	3,594,718,892
019	Ministry of Water and Environment	1,207,180,973
020	Ministry of ICT and National Guidance	39,298,400,000
021	Ministry of East African Community Affairs	4,800,000
022	Ministry of Tourism, Wildlife and Antiquities	3,784,820,309
107	Uganda AIDS Commission	121,883,603
111	National Curriculum Development Centre	6,000,000,000
112	Ethics and Integrity	7,200,000
114	Uganda Cancer Institute	5,108,634,204
115	Uganda Heart Institute	253,200,000
117	Uganda Tourism Board	2,620,000,000
120	National Citizenship and Immigration Control	47,022,477,020
121	Dairy Development Authority	426,000,316
122	Kampala Capital City Authority	17,677,041,768
124	Equal Opportunities Commission	1,794,330,600
127	Uganda Virus Research Institute	137,400,000
132	Education Service Commission	7,200,000
133	Directorate of Public Prosecutions	17,400,000

*Handwritten mark*

*Handwritten signature*

*Handwritten mark*

*Handwritten mark*

*Large handwritten signatures and marks at the bottom of the page, including the word 'nigeria'.*



VOTE	RECURRENT EXPENDITURE	AMOUNT, SHS
134	Health Service Commission	14,400,000
135	Directorate of Government Analytical Laboratory (DGAL)	1,027,444,852
139	Petroleum Authority of Uganda	11,000,000,000
142	National Agricultural Research Organisation	1,000,000,000
144	Uganda Police Force	7,078,800,000
145	Uganda Prisons	5,960,146,891
146	Public Service Commission	159,309,084
148	Judicial Service Commission	7,200,000
151	Uganda Blood Transfusion Service (UBTS)	495,000,000
152	NAADS Secretariat	857,910,000
156	Uganda Land Commission	17,400,000
158	Internal security organisation	1,825,473,200
159	External Security Organisation	500,000,000
165	Gulu Referral Hospital	1,235,000,000
302	Mbarara University of Science and Technology	524,101,786
303	Makerere University Business School	7,695,012,797
306	Muni University	625,782,321
308	Soroti University	1,646,607,408
309	Gulu University	431,875,752
310	Lira University	3,793,257,856
312	Uganda Management Institute	1,330,795,483
313	Mountains of the Moon University	1,650,000,000
401	Mulago National Referral Hospital	4,359,000,000
402	Butabika Hospital	512,400,000
403	Arua Referral Hospital	864,145,300
404	Fort Portal Referral Hospital	825,000,000
405	Gulu Referral Hospital	1,232,816,822
406	Hoima Referral Hospital	1,363,043,239
407	Jinja Referral Hospital	582,600,000
408	Kabale Referral Hospital	667,644,912
409	Masaka Referral Hospital	675,600,000
410	Mbale Referral Hospital	954,600,000
411	Soroti Referral Hospital	637,200,000
412	Lira Referral Hospital	1,087,519,737
413	Mbarara Regional Referral Hospital	577,200,000
414	Mubende Regional Referral Hospital	505,800,000
415	Moroto Referral Hospital	895,423,320
416	Naguru Referral Hospital	634,200,000
417	Kiruddu Referral Hospital	915,000,000
418	Kawempe Referral Hospital	4,737,821,230

VOTE	RECURRENT EXPENDITURE	AMOUNT, SHS
419	Entebbe Regional Referral Hospital	406,200,000
420	Mulago Specialized Women and Neonatal Hospital	4,992,053,292
421	Kayunga Referral Hospital	600,000,000
505	Uganda High Commission in Kenya, Nairobi	310,000,000
507	Uganda High Commission in Nigeria, Abuja	477,949,420
512	Uganda Embassy in Ethiopia, Addis Ababa	550,000,000
514	Uganda Embassy in Switzerland, Geneva	328,459,077
518	Uganda Embassy in Belgium, Brussels	300,000,000
521	Uganda Embassy in Sudan, Khartoum	200,000,000
523	Uganda Embassy in Germany, Berlin	311,666,000
528	Uganda Embassy in United Arab Emirates, Abudhabi	333,201,800
532	Uganda Embassy in Somalia, Mogadishu	731,000,000
601	Arua city	11,392,633,472
602	Fort-Portal city	3,035,310,553
603	Gulu city	7,065,001,270
604	Hoima city	2,022,346,488
605	Jinja city	10,020,673,079
606	Lira city	6,552,381,838
607	Masaka city	6,428,384,402
608	Mbale city	6,798,872,548
609	Mbarara city	9,660,838,004
610	Soroti city	5,312,726,663
701	Apac Municipal Council	819,941,393
702	Bugiri Municipal Council	899,941,371
703	Bushenyi- Ishaka Municipal Council	1,757,731,261
704	Busia Municipal Council	635,189,234
705	Entebbe Municipal Council	2,202,970,221
706	Ibanda Municipal Council	2,868,288,475
707	Iganga Municipal Council	872,193,487
708	Kabale Municipal Council	5,045,963,168
709	Kamuli Municipal Council	1,099,878,782
710	Kapchorwa Municipal Council	1,632,211,549
711	Kasese Municipal Council	13,377,418,241
712	Kira Municipal Council	2,123,002,661
713	Kisoro Municipal Council	3,275,493,993
714	Kitgum Municipal Council	1,310,936,807
715	Koboko Municipal Council	609,996,445
716	Kotido Municipal Council	537,807,890
717	Kumi Municipal Council	850,198,820
718	Lugazi Municipal Council	258,267,848

MAK
   
 MA
   
 OK
   
 HEA

<b>VOTE</b>	<b>RECURRENT EXPENDITURE</b>	<b>AMOUNT, SHS</b>
719	Makindye-Ssabagabo Municipal Council	1,137,397,153
720	Masindi Municipal Council	1,345,703,874
721	Mityana Municipal Council	1,769,623,884
722	Moroto Municipal Council	1,297,405,975
723	Mubende Municipal Council	1,520,507,051
724	Mukono Municipal Council	2,241,224,356
725	Nansana Municipal Council	3,185,762,153
726	Nebbi Municipal Council	483,312,034
727	Njeru Municipal Council	1,393,052,505
728	Ntungamo Municipal Council	741,673,167
729	Rukungiri Municipal Council	2,296,114,142
730	Sheema Municipal Council	3,077,184,568
731	Tororo Municipal Council	1,744,165,251
801	Abim District	1,463,153,106
802	Adjumani District	6,979,048,168
803	Agago District	1,851,042,570
804	Alebtong District	2,269,205,282
805	Amolatar District	3,089,887,719
806	Amudat District	1,068,189,749
807	Amuria District	12,069,347,052
808	Amuru District	1,742,072,087
809	Apac District	945,298,845
810	Arua District	1,248,599,303
811	Budaka District	10,523,205,561
812	Bududa District	4,796,996,199
813	Bugiri District	2,881,149,891
814	Bugweri District	4,740,986,188
815	Buhweju District	3,332,525,120
816	Buikwe District	4,050,447,008
817	Bukedea District	2,181,880,894
818	Bukomansimbi District	1,640,655,693
819	Bukwo District	4,424,348,973
820	Bulambuli District	2,503,964,839
821	Bullisa District	2,451,449,033
822	Bundibugyo District	4,037,149,475
823	Bunyangabu District	14,052,588,609
824	Bushenyi District	3,958,338,810
825	Busia District	5,567,243,824
826	Butaleja District	2,368,571,493
827	Butambala District	6,122,022,625

AK 11
   
 OK
   
 HEA

VOTE	RECURRENT EXPENDITURE	AMOUNT, SHS
828	Butebo District	1,710,171,004
829	Buvuma District	1,577,480,043
830	Buyende District	1,794,411,208
831	Dokolo District	3,250,129,132
832	Gomba District	2,602,607,004
833	Gulu District	2,306,208,337
834	Hoima District	6,118,295,475
835	Ibanda District	4,562,528,362
836	Iganga District	5,034,218,018
837	Isingiro District	10,181,041,661
838	Jinja District	4,264,028,260
839	Kaabong District	2,889,100,474
840	Kabale District	7,473,291,130
841	Kabarole District	1,446,780,716
842	Kaberamaido District	2,979,655,333
843	Kagadi District	2,609,337,671
844	Kakumiro District	2,030,779,369
845	Kalaki District	1,417,746,273
846	Kalangala District	1,477,500,814
847	Kaliro District	2,113,561,960
848	Kalungu District	4,312,195,245
849	Kamuli District	5,054,034,946
850	Kamwenge District	3,331,425,806
851	Kanungu District	7,111,388,849
852	Kapchorwa District	2,511,979,518
853	Kapelebyong District	702,207,435
854	Karenga District	1,539,218,034
855	Kasanda District	4,731,908,137
856	Kasese District	10,088,655,909
857	Katakwi District	4,209,586,425
858	Kayunga District	6,402,438,505
859	Kazo District	1,653,090,921
860	Kibaale District	2,430,184,641
861	Kiboga District	6,859,340,610
862	Kibuku District	2,251,285,043
863	Kikuube District	2,154,715,678
864	Kiruhura District	3,883,634,292
865	Kiryandongo District	2,578,777,350
866	Kisoro District	4,247,915,040
867	Kitagwenda District	1,989,932,869

Handwritten signatures and initials are present at the bottom of the page, including a large signature on the left and several initials and marks on the right.

VOTE	RECURRENT EXPENDITURE	AMOUNT, SHS
868	Kitgum	2,855,427,080
869	Koboko District	3,385,229,041
870	Kole District	2,380,791,938
871	Kotido District	612,516,821
872	Kumi District	6,790,785,601
873	Kwania District	1,883,966,602
874	Kween District	2,873,656,037
875	Kyankwanzi District	1,770,437,894
876	Kyegegwa District	6,501,858,908
877	Kyenjojo District	5,082,018,365
878	Kyotera District	6,651,677,544
879	Lamwo District	1,930,067,565
880	Lira District	1,922,840,814
881	Luuka District	3,714,016,865
882	Luwero District	12,484,408,177
883	Lwengo District	3,883,547,190
884	Lyantonde District	2,208,040,655
885	Madi-Okollo District	994,154,327
886	Manafwa District	3,243,376,704
887	Maracha District	1,807,788,922
888	Masaka District	2,114,153,137
889	Masindi District	1,320,638,788
890	Mayuge District	6,694,847,513
891	Mbale District	8,238,559,733
892	Mbarara District	3,582,904,602
893	Mitooma District	3,184,373,781
894	Mityana District	4,097,657,641
895	Moroto District	448,544,638
896	Moyo District	3,819,361,987
897	Mpigi District	5,232,160,807
898	Mubende District	3,498,256,770
899	Mukono District	7,295,348,481
900	Nabilatuk District	1,078,854,289
901	Nakapiripirit District	1,281,611,682
902	Nakaseke District	6,593,420,391
903	Nakasongola District	3,129,510,820
904	Namayingo District	3,336,557,887
905	Namisindwa District	3,464,920,175
906	Namutumba District	3,695,023,640
907	Napak District	22,260,414,986

<b>VOTE</b>	<b>RECURRENT EXPENDITURE</b>	<b>AMOUNT, SHS</b>
908	Nebbi District	2,957,107,151
909	Ngora District	14,282,241,582
910	Ntoroko District	2,357,220,777
911	Ntungamo District	8,683,202,483
912	Nwoya District	3,284,148,088
913	Obongi District	667,184,734
914	Omoro District	1,867,955,321
915	Otuke District	2,595,419,168
916	Oyam District	4,241,055,902
917	Pader District	5,613,503,603
918	Pakwach District	10,975,162,805
919	Pallisa District	3,790,942,320
920	Rakai District	5,851,177,916
921	Rubanda District	2,352,910,884
922	Rubirizi District	6,317,216,256
923	Rukiga District	2,619,658,289
924	Rukungiri District	6,217,479,651
925	Rwampara District	1,918,512,505
926	Sembabule District	2,125,672,464
927	Serere District	4,434,597,858
928	Sheema District	11,171,658,439
929	Sironko District	4,441,377,810
930	Soroti District	6,954,759,565
931	Terego District	6,488,688,297
932	Tororo District	5,276,514,435
933	Wakiso District	16,602,854,785
934	Yumbe District	3,198,070,203
935	Zombo District	2,529,115,460
	<b>RECURRENT TOTAL</b>	<b>2,058,017,045,004</b>
	<b>DEVELOPMENT EXPENDITURE</b>	
003	Office of the Prime Minister	1,500,000,000
008	Ministry of Finance, Planning & Economic Dev.	2,200,000,000
010	Ministry of Agriculture, Animal & Fisheries	12,978,739,300
011	Ministry of Local Government	16,315,698,428
013	Ministry of Education and Sports	4,400,000,000
014	Ministry of Health	183,162,880,000
016	Ministry of Works and Transport	3,488,093,485
017	Ministry of Energy and Mineral Development	103,300,000,000
018	Ministry of Gender, Labour and Social Development	22,895,220,000
022	Ministry of Tourism, Wildlife and Antiquities	2,800,000,000

*Handwritten signatures and initials:*  
 M...  
 J...  
 K...  
 R...  
 S...  
 T...  
 U...  
 V...  
 W...  
 X...  
 Y...  
 Z...  
 AA...  
 AB...  
 AC...  
 AD...  
 AE...  
 AF...  
 AG...  
 AH...  
 AI...  
 AJ...  
 AK...  
 AL...  
 AM...  
 AN...  
 AO...  
 AP...  
 AQ...  
 AR...  
 AS...  
 AT...  
 AU...  
 AV...  
 AW...  
 AX...  
 AY...  
 AZ...  
 BA...  
 BB...  
 BC...  
 BD...  
 BE...  
 BF...  
 BG...  
 BH...  
 BI...  
 BJ...  
 BK...  
 BL...  
 BM...  
 BN...  
 BO...  
 BP...  
 BQ...  
 BR...  
 BS...  
 BT...  
 BU...  
 BV...  
 BW...  
 BX...  
 BY...  
 BZ...  
 CA...  
 CB...  
 CC...  
 CD...  
 CE...  
 CF...  
 CG...  
 CH...  
 CI...  
 CJ...  
 CK...  
 CL...  
 CM...  
 CN...  
 CO...  
 CP...  
 CQ...  
 CR...  
 CS...  
 CT...  
 CU...  
 CV...  
 CW...  
 CX...  
 CY...  
 CZ...  
 DA...  
 DB...  
 DC...  
 DD...  
 DE...  
 DF...  
 DG...  
 DH...  
 DI...  
 DJ...  
 DK...  
 DL...  
 DM...  
 DN...  
 DO...  
 DP...  
 DQ...  
 DR...  
 DS...  
 DT...  
 DU...  
 DV...  
 DW...  
 DX...  
 DY...  
 DZ...  
 EA...  
 EB...  
 EC...  
 ED...  
 EE...  
 EF...  
 EG...  
 EH...  
 EI...  
 EJ...  
 EK...  
 EL...  
 EM...  
 EN...  
 EO...  
 EP...  
 EQ...  
 ER...  
 ES...  
 ET...  
 EU...  
 EV...  
 EW...  
 EX...  
 EY...  
 EZ...  
 FA...  
 FB...  
 FC...  
 FD...  
 FE...  
 FF...  
 FG...  
 FH...  
 FI...  
 FJ...  
 FK...  
 FL...  
 FM...  
 FN...  
 FO...  
 FP...  
 FQ...  
 FR...  
 FS...  
 FT...  
 FU...  
 FV...  
 FW...  
 FX...  
 FY...  
 FZ...  
 GA...  
 GB...  
 GC...  
 GD...  
 GE...  
 GF...  
 GG...  
 GH...  
 GI...  
 GJ...  
 GK...  
 GL...  
 GM...  
 GN...  
 GO...  
 GP...  
 GQ...  
 GR...  
 GS...  
 GT...  
 GU...  
 GV...  
 GW...  
 GX...  
 GY...  
 GZ...  
 HA...  
 HB...  
 HC...  
 HD...  
 HE...  
 HF...  
 HG...  
 HH...  
 HI...  
 HJ...  
 HK...  
 HL...  
 HM...  
 HN...  
 HO...  
 HP...  
 HQ...  
 HR...  
 HS...  
 HT...  
 HU...  
 HV...  
 HW...  
 HX...  
 HY...  
 HZ...  
 IA...  
 IB...  
 IC...  
 ID...  
 IE...  
 IF...  
 IG...  
 IH...  
 II...  
 IJ...  
 IK...  
 IL...  
 IM...  
 IN...  
 IO...  
 IP...  
 IQ...  
 IR...  
 IS...  
 IT...  
 IU...  
 IV...  
 IW...  
 IX...  
 IY...  
 IZ...  
 JA...  
 JB...  
 JC...  
 JD...  
 JE...  
 JF...  
 JG...  
 JH...  
 JI...  
 JJ...  
 JK...  
 JL...  
 JM...  
 JN...  
 JO...  
 JP...  
 JQ...  
 JR...  
 JS...  
 JT...  
 JU...  
 JV...  
 JW...  
 JX...  
 JY...  
 JZ...  
 KA...  
 KB...  
 KC...  
 KD...  
 KE...  
 KF...  
 KG...  
 KH...  
 KI...  
 KJ...  
 KK...  
 KL...  
 KM...  
 KN...  
 KO...  
 KP...  
 KQ...  
 KR...  
 KS...  
 KT...  
 KU...  
 KV...  
 KW...  
 KX...  
 KY...  
 KZ...  
 LA...  
 LB...  
 LC...  
 LD...  
 LE...  
 LF...  
 LG...  
 LH...  
 LI...  
 LJ...  
 LK...  
 LL...  
 LM...  
 LN...  
 LO...  
 LP...  
 LQ...  
 LR...  
 LS...  
 LT...  
 LU...  
 LV...  
 LW...  
 LX...  
 LY...  
 LZ...  
 MA...  
 MB...  
 MC...  
 MD...  
 ME...  
 MF...  
 MG...  
 MH...  
 MI...  
 MJ...  
 MK...  
 ML...  
 MN...  
 MO...  
 MP...  
 MQ...  
 MR...  
 MS...  
 MT...  
 MU...  
 MV...  
 MW...  
 MX...  
 MY...  
 MZ...  
 NA...  
 NB...  
 NC...  
 ND...  
 NE...  
 NF...  
 NG...  
 NH...  
 NI...  
 NJ...  
 NK...  
 NL...  
 NM...  
 NN...  
 NO...  
 NP...  
 NQ...  
 NR...  
 NS...  
 NT...  
 NU...  
 NV...  
 NW...  
 NX...  
 NY...  
 NZ...  
 OA...  
 OB...  
 OC...  
 OD...  
 OE...  
 OF...  
 OG...  
 OH...  
 OI...  
 OJ...  
 OK...  
 OL...  
 OM...  
 ON...  
 OO...  
 OP...  
 OQ...  
 OR...  
 OS...  
 OT...  
 OU...  
 OV...  
 OW...  
 OX...  
 OY...  
 OZ...  
 PA...  
 PB...  
 PC...  
 PD...  
 PE...  
 PF...  
 PG...  
 PH...  
 PI...  
 PJ...  
 PK...  
 PL...  
 PM...  
 PN...  
 PO...  
 PP...  
 PQ...  
 PR...  
 PS...  
 PT...  
 PU...  
 PV...  
 PW...  
 PX...  
 PY...  
 PZ...  
 QA...  
 QB...  
 QC...  
 QD...  
 QE...  
 QF...  
 QG...  
 QH...  
 QI...  
 QJ...  
 QK...  
 QL...  
 QM...  
 QN...  
 QO...  
 QP...  
 QQ...  
 QR...  
 QS...  
 QT...  
 QU...  
 QV...  
 QW...  
 QX...  
 QY...  
 QZ...  
 RA...  
 RB...  
 RC...  
 RD...  
 RE...  
 RF...  
 RG...  
 RH...  
 RI...  
 RJ...  
 RK...  
 RL...  
 RM...  
 RN...  
 RO...  
 RP...  
 RQ...  
 RR...  
 RS...  
 RT...  
 RU...  
 RV...  
 RW...  
 RX...  
 RY...  
 RZ...  
 SA...  
 SB...  
 SC...  
 SD...  
 SE...  
 SF...  
 SG...  
 SH...  
 SI...  
 SJ...  
 SK...  
 SL...  
 SM...  
 SN...  
 SO...  
 SP...  
 SQ...  
 SR...  
 SS...  
 ST...  
 SU...  
 SV...  
 SW...  
 SX...  
 SY...  
 SZ...  
 TA...  
 TB...  
 TC...  
 TD...  
 TE...  
 TF...  
 TG...  
 TH...  
 TI...  
 TJ...  
 TK...  
 TL...  
 TM...  
 TN...  
 TO...  
 TP...  
 TQ...  
 TR...  
 TS...  
 TT...  
 TU...  
 TV...  
 TW...  
 TX...  
 TY...  
 TZ...  
 UA...  
 UB...  
 UC...  
 UD...  
 UE...  
 UF...  
 UG...  
 UH...  
 UI...  
 UJ...  
 UK...  
 UL...  
 UM...  
 UN...  
 UO...  
 UP...  
 UQ...  
 UR...  
 US...  
 UT...  
 UU...  
 UV...  
 UW...  
 UX...  
 UY...  
 UZ...  
 VA...  
 VB...  
 VC...  
 VD...  
 VE...  
 VF...  
 VG...  
 VH...  
 VI...  
 VJ...  
 VK...  
 VL...  
 VM...  
 VN...  
 VO...  
 VP...  
 VQ...  
 VR...  
 VS...  
 VT...  
 VU...  
 VV...  
 VW...  
 VX...  
 VY...  
 VZ...  
 WA...  
 WB...  
 WC...  
 WD...  
 WE...  
 WF...  
 WG...  
 WH...  
 WI...  
 WJ...  
 WK...  
 WL...  
 WM...  
 WN...  
 WO...  
 WP...  
 WQ...  
 WR...  
 WS...  
 WT...  
 WU...  
 WV...  
 WW...  
 WX...  
 WY...  
 WZ...  
 XA...  
 XB...  
 XC...  
 XD...  
 XE...  
 XF...  
 XG...  
 XH...  
 XI...  
 XJ...  
 XK...  
 XL...  
 XM...  
 XN...  
 XO...  
 XP...  
 XQ...  
 XR...  
 XS...  
 XT...  
 XU...  
 XV...  
 XW...  
 XX...  
 XY...  
 XZ...  
 YA...  
 YB...  
 YC...  
 YD...  
 YE...  
 YF...  
 YG...  
 YH...  
 YI...  
 YJ...  
 YK...  
 YL...  
 YM...  
 YN...  
 YO...  
 YP...  
 YQ...  
 YR...  
 YS...  
 YT...  
 YU...  
 YV...  
 YW...  
 YX...  
 YY...  
 YZ...  
 ZA...  
 ZB...  
 ZC...  
 ZD...  
 ZE...  
 ZF...  
 ZG...  
 ZH...  
 ZI...  
 ZJ...  
 ZK...  
 ZL...  
 ZM...  
 ZN...  
 ZO...  
 ZP...  
 ZQ...  
 ZR...  
 ZS...  
 ZT...  
 ZU...  
 ZV...  
 ZW...  
 ZX...  
 ZY...  
 ZZ...

<b>VOTE</b>	<b>RECURRENT EXPENDITURE</b>	<b>AMOUNT, SHS</b>
101	Judiciary	1,653,000,000
122	Kampala Capital City Authority	34,445,823,849
124	Equal Opportunities Commission	600,000,000
126	National Information Technologies Authority	11,020,000,000
143	Uganda Bureau of Statistics (UBOS)	3,700,000,000
144	Uganda Police Force	68,000,000,000
155	Uganda Cotton Development Organization	9,500,000,000
301	Makerere University	8,000,000,000
302	Mbarara University of Science and Technology	1,135,877,000
313	Mountains of the Moon University	4,250,000,000
501	Uganda Mission at the United Nations, New York	1,027,305,400
601	Arua city	3,003,390,121
602	Fort-Portal city	4,543,179,584
603	Gulu city	5,280,000,000
604	Hoima city	4,603,643,823
605	Jinja city	4,529,171,753
606	Lira city	4,642,823,585
607	Masaka city	239,927,544
608	Mbale city	633,646,463
609	Mbarara city	16,663,662,020
610	Soroti city	3,760,819,453
701	Apac Municipal Council	3,897,379,041
705	Entebbe Municipal Council	6,634,707,446
708	Kabale Municipal Council	4,965,634,615
709	Kamuli Municipal Council	6,818,961,753
710	Kapchorwa Municipal Council	191,184,101
711	Kasese Municipal Council	2,459,028,034
712	Kira Municipal Council	1,011,955,000
713	Kisoro Municipal Council	36,781,514
714	Kitgum Municipal Council	8,200,000,000
715	Koboko Municipal Council	1,916,108,073
718	Lugazi Municipal Council	6,983,786,560
720	Masindi Municipal Council	342,345,888
722	Moroto Municipal Council	2,752,813,374
723	Mubende Municipal Council	3,902,666,455
728	Ntungamo Municipal Council	3,300,883,182
731	Tororo Municipal Council	13,074,299,999
801	Abim District	1,259,698,363
802	Adjumani District	6,998,326,022
803	Agago District	8,405,878,139

VOTE	RECURRENT EXPENDITURE	AMOUNT, SHS
804	Alebtong District	1,986,305,283
805	Amolatar District	3,056,509,532
806	Amudat District	1,489,758,799
807	Amuria District	3,607,717,591
808	Amuru District	857,098,103
810	Arua District	2,894,633,151
811	Budaka District	3,247,034,701
812	Bududa District	3,017,737,068
813	Bugiri District	1,197,349,877
814	Bugweri District	890,060,304
815	Buhweju District	4,218,424,022
816	Buikwe District	565,269,617
817	Bukedea District	1,622,721,923
818	Bukomansimbi District	255,670,269
819	Bukwo District	4,183,178,331
820	Bulambuli District	2,611,401,014
821	Bullisa District	1,081,149,212
822	Bundibugyo District	3,819,719,076
823	Bunyangabu District	2,061,902,349
824	Bushenyi District	1,652,771,286
825	Busia District	3,153,626,404
826	Butaleja District	1,129,154,389
827	Butambala District	1,841,973,214
829	Buvuma District	3,283,458,478
831	Dokolo District	2,564,937,591
832	Gomba District	994,342,657
833	Gulu District	1,905,811,119
834	Hoima District	978,898,247
835	Ibanda District	440,069,417
836	Iganga District	990,788,736
837	Isingiro District	13,627,515,380
838	Jinja District	1,663,920,379
840	Kabale District	1,162,525,879
841	Kabarole District	2,930,547,670
842	Kaberamaido District	136,950,000
843	Kagadi District	2,956,924,305
844	Kakumiro District	1,651,092,779
845	Kalaki District	1,280,647,428
846	Kalangala District	1,717,179,592
847	Kaliro District	1,592,645,548

*Mwaka* *OK* *HEA* *negotiation*














<b>VOTE</b>	<b>RECURRENT EXPENDITURE</b>	<b>AMOUNT, SHS</b>
848	Kalungu District	515,898,063
849	Kamuli District	4,726,790,774
850	Kamwenge District	13,850,759,429
851	Kanungu District	1,722,759,323
852	Kapchorwa District	1,273,102,585
853	Kapelebyong District	1,329,607,018
854	Karenga District	1,077,500,000
855	Kasanda District	2,235,754,442
856	Kasese District	2,279,909,211
857	Katakwi District	1,951,921,016
858	Kayunga District	1,635,283,028
859	Kazo District	1,648,019,371
860	Kibaale District	3,790,354,506
861	Kiboga District	658,549,614
862	Kibuku District	2,329,241,080
863	Kikuube District	1,303,060,344
864	Kiruhura District	1,156,196,170
865	Kiryandongo District	6,231,985,393
866	Kisoro District	1,187,146,541
867	Kitagwenda District	1,239,349,699
868	Kitgum	1,247,369,333
869	Koboko District	1,364,369,421
870	Kole District	1,124,587,408
871	Kotido District	992,324,023
872	Kumi District	2,641,590,231
874	Kween District	3,127,276,057
875	Kyankwanzi District	2,513,284,481
876	Kyegegwa District	3,759,653,088
877	Kyenjojo District	8,028,297,011
878	Kyotera District	2,416,465,592
879	Lamwo District	4,322,713,904
881	Luuka District	1,262,029,018
882	Luwero District	2,177,544,751
883	Lwengo District	1,754,589,613
884	Lyantonde District	1,455,777,396
885	Madi-Okollo District	1,192,977,119
886	Manafwa District	3,671,664,279
887	Maracha District	1,413,210,501
888	Masaka District	1,745,705,651
889	Masindi District	1,240,431,592

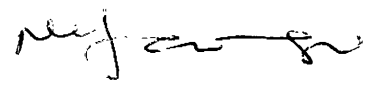


<b>VOTE</b>	<b>RECURRENT EXPENDITURE</b>	<b>AMOUNT, SHS</b>
890	Mayuge District	3,703,701,665
891	Mbale District	1,385,431,308
892	Mbarara District	846,064,177
893	Mitooma District	4,624,365,316
894	Mityana District	528,653,639
895	Moroto District	933,468,976
896	Moyo District	1,203,745,876
897	Mpigi District	586,259,033
898	Mubende District	3,320,517,017
899	Mukono District	598,912,875
901	Nakapiripirit District	810,455,859
902	Nakaseke District	2,164,104,829
903	Nakasongola District	1,153,241,113
904	Namayingo District	1,590,391,095
905	Namisindwa District	1,466,123,000
906	Namutumba District	1,092,780,449
907	Napak District	1,599,026,582
908	Nebbi District	2,460,054,699
909	Ngora District	308,570,186
910	Ntoroko District	2,642,792,154
911	Ntungamo District	1,632,146,864
912	Nwoya District	299,420,478
913	Obongi District	3,365,438,040
914	Omoro District	964,565,866
915	Otuke District	1,019,564,246
916	Oyam District	4,182,075,855
917	Pader District	2,429,065,897
918	Pakwach District	801,223,247
919	Pallisa District	1,042,508,331
920	Rakai District	1,586,242,186
921	Rubanda District	1,398,901,678
922	Rubirizi District	2,079,662,177
923	Rukiga District	1,212,638,945
924	Rukungiri District	1,794,700,805
925	Rwampara District	121,380,000
926	Sembabule District	1,423,218,943
927	Serere District	730,557,146
928	Sheema District	1,216,565,651
929	Sironko District	2,544,371,817
930	Soroti District	1,392,270,008

Handwritten signatures and initials are present at the bottom of the page, including 'HZA', 'OK', and various scribbles.











VOTE	RECURRENT EXPENDITURE	AMOUNT, SHS
931	Terego District	5,604,281,546
932	Tororo District	3,726,178,862
933	Wakiso District	4,708,585,718
934	Yumbe District	10,480,448,608
	<b>DEVELOPMENT TOTAL</b>	<b>901,114,480,925</b>
	<b>GRAND TOTAL</b>	<b>2,959,131,525,929</b>

OK









  


  





  


**MEMBERS OF THE COMMITTEE ON BUDGET ENDORSING THE  
COMMITTEE REPORT ON THE SUPPLEMENTARY APPROPRIATION BILL,  
2023**

No.	Name	SIGNATURE
1	Hon. Opolot Patrick Isiagi, <b>Chairperson</b>	
2	Hon. Achia Remigio, <b>Deputy C/P</b>	
3	Hon. Nyakikongoro Rosemary	
4	Hon. Arinaitwe Rwakajara	
5	Hon. Magogo Moses Hassim	
6.	Hon. Kabanda David	
7.	Hon. Kankunda Amos Kibwika	
8.	Hon. Okwir Samuel Odwee	
9	Hon. Nayebale Sylvia	
10	Hon. Tumwesigye Josephat	
11	Hon. Ariko Herbert Edmund	
12.	Hon. Atim Agnes Apea	
13	Hon. Katalihwa Donald Byabazaire	
14	Hon. Bagiire Aggrey Henry	
15	Hon. Bwiire Sanon Nadeeba	
16	Hon. Keefa Kiwanuka	
17	Hon. Ochai Maximus	OK
18	Hon. Silwany Solomon	
19	Hon. Orone Derrick	
20	Hon. Ruhunda Alex	
21	Hon. Isabirye Iddi	

22	Hon. Osoru Morine	
23	Hon. Katusiime Annet Mugisha	
24	Hon. Ssemwanga Gyaviira	
25	Hon. Lokii John Baptist	
26	Hon. Ssentaayi Muhammad	
27	Hon. Teira John	
28	Hon. Nakut Faith Loru	
29	Hon. Mwine Mpaka	
30	Hon. Namukuta Brenda	
31	Hon. Niringiyimana James R. Kaberuka	
32	Hon. Ndamira Catherine	
33	Hon. Ngompek Linos	
34	Hon. Kateshumbwa Dickson	
35	Hon. Kanushu Laura	
36	Hon. Opolot Fred	
37	Hon. Odoi Bernard Onen Mutusa	
38	Hon. Agasha Juliet Bashiisha	
39	Hon. Bukenya Michael Iga	
40	Hon. Aleper Moses	
41	Hon. Twalla Fadil	
42	Hon. Omara Paul	
43	Hon. Niwagaba Wilfred	
44	Hon. Kangwagye Stephen Rwakanuma	
45	Hon. Nyangweso Dennis	

46	Hon. Aciro Paska Menya	
47	Hon. Ojara Martin Mapenduzi	
48	Hon. Musa Noah	
49	Hon. Masaba Karim	
50	Hon. Nambeshe John Baptist	
51	Hon. Mpuuga Mathias	
52	Hon. Ssemujju Ibrahim Nganda	
53	Hon. Nsibambi Yusuf	
54	Hon. Ekanya Geoffrey	
55	Hon. Akol Anthony	
56	Hon. Lulume Michael Bayiga	
57	Hon. Akora Maxwell	
58	Hon. Okot Santa	
59.	Hon. Matsiko Henry (Maj Gen)	

**ANNEX 1: Comparison of the Supplementary Appropriation Bill with Parliamentary Resolutions  
(RECURRENT, UGX)**

Vote	Vote Name	Resolution of 4th May 2023 (Approved on 27th April 2023)	Resolution of 5th Jul 2023 (Approved on 20th Jun 2023)	Resolution (30th May 2023)	Total Approved by Parliament	Supplementary Appropriation Bill	Variance	Remarks
001	Office of the President		156,000,000		156,000,000	156,000,000	-	
002	State House		231,143,800,000		231,143,800,000	231,143,800,000	-	
003	Office of the Prime Minister		51,253,286		51,253,286	51,253,000	(286)	Rounding off
004	Ministry of Defence	339,809,490,793	92,499,831,377		432,309,322,170	432,309,322,000	(170)	Rounding off
005	Ministry of Public Service		214,200,000	620,000,000	834,200,000	834,200,000	-	
006	Ministry of Foreign Affairs	327,458,258	13,543,093,563		13,870,551,821	13,870,552,000	179	Rounding off
007	Ministry of Justice and Constitutional Affairs		39,000,000		39,000,000	39,000,000	-	
008	Ministry of Finance, Planning & Economic Dev.		19,025,840,000		19,025,840,000	19,025,840,000	-	
010	Ministry of Agriculture, Animal & Fisheries	1,288,937,335	1,378,200,000		2,667,137,335	2,667,137,000	(335)	Rounding off
011	Ministry of Local Government		28,200,000		28,200,000	28,200,000	-	
012	Ministry of Lands, Housing & Urban Development	2,216,962,542	2,174,114,948		4,391,077,490	4,391,077,000	(490)	Rounding off

Vote	Vote Name	Resolution of 4th May 2023 (Approved on 27th April 2023)	Resolution of 5th Jul 2023 (Approved on 20th Jun 2023)	Resolution (30th May 2023)	Total Approved by Parliament	Supplementary Appropriation Bill	Variance	Remarks
013	Ministry of Education and Sports		23,545,873,400		23,545,873,400	23,545,873,000	(400)	Rounding off
014	Ministry of Health	22,862,000,000	469,200,000		23,331,200,000	23,331,200,000	-	
015	Ministry of Trade, Industry and Cooperatives		388,729,942,291		388,729,942,291	388,729,942,000	(291)	Rounding off
016	Ministry of Works and Transport	592,878,709	889,200,000		1,482,078,709	1,482,079,000	291	Rounding off
017	Ministry of Energy and Mineral Development		784,800,000		784,800,000	784,800,000	-	
018	Ministry of Gender, Labour and Social Development	871,378,591	2,723,340,301		3,594,718,892	7,594,719,000	4,000,000,108	UGX 4bn not Approved Parl
019	Ministry of Water and Environment	493,852,506	713,328,467		1,207,180,973	1,207,181,000	27	Rounding off
020	Ministry of ICT and National Guidance		39,298,400,000		39,298,400,000	39,298,400,000	-	
021	Ministry of East African Community Affairs		4,800,000		4,800,000	4,800,000	-	
022	Ministry of Tourism, Wildlife and Antiquities	3,503,657,484	281,162,825		3,784,820,309	3,784,820,000	(309)	Rounding off
107	Uganda AIDS Commission	121,883,603			121,883,603	121,884,000	397	Rounding off
111	National Curriculum Development Centre		6,000,000,000		6,000,000,000	6,000,000,000	-	
112	Ethics and Integrity		7,200,000		7,200,000	7,200,000	-	



Vote	Vote Name	Resolution of 4th May 2023 (Approved on 27th April 2023)	Resolution of 5th Jul 2023 (Approved on 20th Jun 2023)	Resolution (30th May 2023)	Total Approved by Parliament	Supplementary Appropriation Bill	Variance	Remarks
113	Uganda National Roads Authority				-			
114	Uganda Cancer Institute	4,323,834,204	784,800,000		5,108,634,204	5,108,634,000	(204)	Rounding off
115	Uganda Heart Institute		253,200,000		253,200,000	253,200,000		
117	Uganda Tourism Board	10,000,000	2,610,000,000		2,620,000,000	2,620,000,000		
120	National Citizenship and Immigration Control	47,008,077,020	14,400,000		47,022,477,020	47,022,477,000	(20)	Rounding off
121	Dairy Development Authority	426,000,316			426,000,316	426,000,000	(316)	Rounding off
122	Kampala Capital City Authority		17,677,041,768		17,677,041,768	17,677,042,000	232	Rounding off
124	Equal Opportunities Commission	1,794,330,600			1,794,330,600	1,794,331,000	400	Rounding off
127	Uganda Virus Research Institute		137,400,000		137,400,000	137,400,000		
132	Education Service Commission		7,200,000		7,200,000	7,200,000		
133	Directorate of Public Prosecutions		17,400,000		17,400,000	17,400,000		
134	Health Service Commission		14,400,000		14,400,000	14,400,000		
135	Directorate of Government Analytical Laboratory (DGAL)	828,844,852	198,600,000		1,027,444,852	1,027,445,000	148	Rounding off
139			11,000,000,000		11,000,000,000	11,000,000,000		

Vote	Vote Name	Resolution of 4th May 2023 (Approved on 27th April 2023)	Resolution of 5th Jul 2023 (Approved on 20th Jun 2023)	Resolution (30th May 2023)	Total Approved by Parliament	Supplementary Appropriation Bill	Variance	Remarks
	Petroleum Authority of Uganda							
142	National Agricultural Research Organisation		1,000,000,000		1,000,000,000	1,000,000,000	-	
144	Uganda Police Force		7,078,800,000		7,078,800,000	7,078,800,000	-	
145	Uganda Prisons	3,930,346,891	2,029,800,000		5,960,146,891	5,960,147,000	109	Rounding off
146	Public Service Commission	152,109,084	7,200,000		159,309,084	159,309,000	(84)	Rounding off
148	Judicial Service Commission		7,200,000		7,200,000	7,200,000	-	
151	Uganda Blood Transfusion Service (UBTS)		495,000,000		495,000,000	495,000,000	-	
152	NAADS Secretariat	857,910,000			857,910,000	857,910,000	-	
156	Uganda Land Commission		17,400,000		17,400,000	17,400,000	-	
158	Internal security organisation	1,325,473,200	500,000,000		1,825,473,200	1,825,473,000	(200)	Rounding off
159	External Security Organisation		500,000,000		500,000,000	500,000,000	-	
165	Gulu Referral Hospital	1,235,000,000			1,235,000,000	1,235,000,000	-	
302	Mbarara University of Science and Technology	1,659,978,286		(1,135,876,500)	524,101,786	524,102,000	214	
303	Makerere University Business School	7,695,012,797			7,695,012,797	7,695,013,000	203	Rounding off

Vote	Vote Name	Resolution of 4th May 2023 (Approved on 27th April 2023)	Resolution of 5th Jul 2023 (Approved on 20th Jun 2023)	Resolution (30th May 2023)	Total Approved by Parliament	Supplementary Appropriation Bill	Variance	Remarks
306	Muni University	625,782,321			625,782,321	625,782,000	(321)	Rounding off
308	Soroti University	1,646,607,408			1,646,607,408	1,646,607,000	(408)	Rounding off
309	Gulu University	431,875,752			431,875,752	431,876,000	248	Rounding off
310	Lira University	3,793,257,856			3,793,257,856	3,793,258,000	144	Rounding off
312	Uganda Management Institute	1,330,795,483			1,330,795,483	1,330,795,000	(483)	Rounding off
313	Mountains of the Moon University	5,900,000,000		(4,250,000,000)	1,650,000,000	1,650,000,000	-	
401	Mulago National Referral Hospital		4,359,000,000		4,359,000,000	4,359,000,000	-	
402	Butabika Hospital		512,400,000		512,400,000	512,400,000	-	
403	Arua Referral Hospital	237,145,300	627,000,000		864,145,300	864,145,000	(300)	Rounding off
404	Fort Portal Referral Hospital		825,000,000		825,000,000	825,000,000	-	
405	Gulu Referral Hospital	407,216,822	825,600,000		1,232,816,822	1,232,817,000	178	Rounding off
406	Hoima Referral Hospital	472,643,239	890,400,000		1,363,043,239	1,363,043,000	(239)	
407	Jinja Referral Hospital		582,600,000		582,600,000	582,600,000	-	Rounding off
408	Kabale Referral Hospital	98,244,912	569,400,000		667,644,912	667,645,000	88	Rounding off

Vote	Vote Name	Resolution of 4th May 2023 (Approved on 27th April 2023)	Resolution of 5th Jul 2023 (Approved on 20th Jun 2023)	Resolution (30th May 2023)	Total Approved by Parliament	Supplementary Appropriation Bill	Variance	Remarks
409	Masaka Referral Hospital		675,600,000		675,600,000	675,600,000	-	
410	Mbale Referral Hospital		954,600,000		954,600,000	954,600,000	-	
411	Soroti Referral Hospital		637,200,000		637,200,000	637,200,000	-	
412	Lira Referral Hospital	272,119,737	815,400,000		1,087,519,737	1,087,520,000	263	Rounding off
413	Mbarara Regional Referral Hospital		577,200,000		577,200,000	577,200,000	-	
414	Mubende Regional Referral Hospital		505,800,000		505,800,000	505,800,000	-	
415	Moroto Referral Hospital	392,623,320	502,800,000		895,423,320	895,423,000	(320)	Rounding off
416	Naguru Referral Hospital		634,200,000		634,200,000	634,200,000	-	
417	Kiruuddu Referral Hospital		915,000,000		915,000,000	915,000,000	-	
418	Kawempe Referral Hospital	3,500,501,230	1,237,320,000		4,737,821,230	4,737,821,000	(230)	Rounding off
419	Entebbe Regional Referral Hospital		406,200,000		406,200,000	406,200,000	-	
420	Mulago Specialized Women and Neonatal Hospital	3,546,053,292	1,446,000,000		4,992,053,292	4,992,053,000	(292)	Rounding off
421	Kayunga Referral Hospital	600,000,000			600,000,000	600,000,000	-	
505	Uganda High Commission in Kenya, Nairobi	310,000,000			310,000,000	310,000,000	-	

Vote	Vote Name	Resolution of 4th May 2023 (Approved on 27th April 2023)	Resolution of 5th Jul 2023 (Approved on 20th Jun 2023)	Resolution (30th May 2023)	Total Approved by Parliament	Supplementary Appropriation Bill	Variance	Remarks
507	Uganda High Commission in Nigeria, Abuja	477,949,420			477,949,420	477,949,000	(420)	Rounding off
512	Uganda Embassy in Ethiopia, Addis Ababa	550,000,000			550,000,000	550,000,000	-	
514	Uganda Embassy in Switzerland, Geneva	328,459,077			328,459,077	328,459,000	(77)	Rounding off
518	Uganda Embassy in Belgium, Brussels	300,000,000			300,000,000	300,000,000	-	
521	Uganda Embassy in Sudan, Khartoum	200,000,000			200,000,000	200,000,000	-	
523	Uganda Embassy in Germany, Berlin	311,666,000			311,666,000	311,666,000	-	
528	Uganda Embassy in United Arab Emirates, Abudhabi	333,201,800			333,201,800	333,202,000	200	Rounding off
532	Uganda Embassy in Somalia, Mogadishu		731,000,000		731,000,000	731,000,000	-	
601	Arua city	8,261,672,447	3,130,961,025		11,392,633,472	11,392,633,000	(472)	Rounding off
602	Fort-Portal city	881,654,147	2,153,656,406		3,035,310,553	3,035,311,000	447	Rounding off
603	Gulu city	4,965,393,170	2,099,608,100		7,065,001,270	7,065,001,000	(270)	Rounding off
604	Hoima city	578,311,235	1,444,035,253		2,022,346,488	2,022,346,000	(488)	Rounding off
605	Jinja city	4,791,375,158	5,229,297,921		10,020,673,079	10,020,673,000	(79)	Rounding off
606	Lira city	3,751,239,188	2,801,142,650		6,552,381,838	6,552,382,000	162	Rounding off

Vote	Vote Name	Resolution of 4th May 2023 (Approved on 27th April 2023)	Resolution of 5th Jul 2023 (Approved on 20th Jun 2023)	Resolution (30th May 2023)	Total Approved by Parliament	Supplementary Appropriation Bill	Variance	Remarks
607	Masaka city	2,450,374,991	3,978,009,411		6,428,384,402	6,428,384,000	(402)	Rounding off
608	Mbale city	3,103,952,293	3,694,920,255		6,798,872,548	6,798,873,000	452	Rounding off
609	Mbarara city	5,015,645,747	4,645,192,257		9,660,838,004	9,660,838,000	(4)	Rounding off
610	Soroti city	2,865,052,446	2,447,674,217		5,312,726,663	5,312,727,000	337	Rounding off
701	Apac Municipal Council		819,941,393		819,941,393	819,941,000	(393)	Rounding off
702	Bugiri Municipal Council	356,541,862	543,399,509		899,941,371	899,941,000	(371)	Rounding off
703	Bushenyi- Ishaka Municipal Council	92,240,817	1,665,490,444		1,757,731,261	1,757,731,000	(261)	Rounding off
704	Busia Municipal Council	165,018,987	470,170,247		635,189,234	635,189,000	(234)	Rounding off
705	Entebbe Municipal Council	895,682,662	1,307,287,559		2,202,970,221	2,202,970,000	(221)	Rounding off
706	Ibanda Municipal Council	1,636,190,433	1,232,098,042		2,868,288,475	2,868,288,000	(475)	Rounding off
707	Iganga Municipal Council	372,814,412	499,379,075		872,193,487	872,193,000	(487)	Rounding off
708	Kabale Municipal Council	2,223,459,889	2,822,503,279		5,045,963,168	5,045,963,000	(168)	Rounding off
709	Kamuli Municipal Council	528,605,450	571,273,332		1,099,878,782	1,099,879,000	218	Rounding off
710	Kapchorwa Municipal Council	519,434,585	1,112,776,964		1,632,211,549	1,632,212,000	451	Rounding off

Vote	Vote Name	Resolution of 4th May 2023 (Approved on 27th April 2023)	Resolution of 5th Jul 2023 (Approved on 20th Jun 2023)	Resolution (30th May 2023)	Total Approved by Parliament	Supplementary Appropriation Bill	Variance	Remarks
711	Kasese Municipal Council	11,864,775,546	1,512,642,695		13,377,418,241	13,377,418,000	(241)	Rounding off
712	Kira Municipal Council	1,059,293,939	1,063,708,722		2,123,002,661	2,123,003,000	339	Rounding off
713	Kisoro Municipal Council	2,963,110,565	312,383,428		3,275,493,993	3,275,494,000	7	Rounding off
714	Kitgum Municipal Council	699,749,693	611,187,114		1,310,936,807	1,310,937,000	193	Rounding off
715	Koboko Municipal Council	56,763,594	553,232,851		609,996,445	609,996,000	(445)	Rounding off
716	Kotido Municipal Council	126,313,829	411,494,061		537,807,890	537,808,000	110	Rounding off
717	Kumi Municipal Council	186,790,306	663,408,514		850,198,820	850,199,000	180	Rounding off
718	Lugazi Municipal Council	8,244,828	250,023,020		258,267,848	258,268,000	152	Rounding off
719	Makindye-Ssabagabo Municipal Council	340,365,025	797,032,128		1,137,397,153	1,137,397,000	(153)	Rounding off
720	Masindi Municipal Council	301,388,990	1,044,314,884		1,345,703,874	1,345,704,000	126	Rounding off
721	Mityana Municipal Council	562,285,968	1,207,337,916		1,769,623,884	1,769,624,000	116	Rounding off
722	Moroto Municipal Council	622,853,073	674,552,902		1,297,405,975	1,297,406,000	25	Rounding off
723	Mubende Municipal Council	279,697,834	1,240,809,217		1,520,507,051	1,520,507,000	(51)	Rounding off
724	Mukono Municipal Council		2,241,224,356		2,241,224,356	2,241,224,000	(356)	Rounding off

Vote	Vote Name	Resolution of 4th May 2023 (Approved on 27th April 2023)	Resolution of 5th Jul 2023 (Approved on 20th Jun 2023)	Resolution (30th May 2023)	Total Approved by Parliament	Supplementary Appropriation Bill	Variance	Remarks
725	Nansana Municipal Council	1,279,654,194	1,906,107,959		3,185,762,153	3,185,762,000	(153)	Rounding off
726	Nebbi Municipal Council	129,580,000	353,732,034		483,312,034	483,312,000	(34)	Rounding off
727	Njeru Municipal Council	446,602,736	946,449,769		1,393,052,505	1,393,053,000	495	Rounding off
728	Ntungamo Municipal Council	352,922,629	388,750,538		741,673,167	741,673,000	(167)	Rounding off
729	Rukungiri Municipal Council	1,021,637,747	1,274,476,395		2,296,114,142	2,296,114,000	(142)	Rounding off
730	Sheema Municipal Council	1,192,889,522	1,884,295,046		3,077,184,568	3,077,185,000	432	Rounding off
731	Tororo Municipal Council	503,419,619	1,240,745,632		1,744,165,251	1,744,165,000	(251)	Rounding off
801	Abim District	457,441,453	1,005,711,653		1,463,153,106	1,463,153,000	(106)	Rounding off
802	Adjumani District	4,521,545,307	2,457,502,861		6,979,048,168	6,979,048,000	(168)	Rounding off
803	Agago District	13,003,511	1,838,039,059		1,851,042,570	1,851,043,000	430	Rounding off
804	Alebtong District	835,377,068	1,433,828,214		2,269,205,282	2,269,205,000	(282)	Rounding off
805	Amolatar District	1,641,560,826	1,448,326,893		3,089,887,719	3,089,888,000	281	Rounding off
806	Amudat District	495,877,634	572,312,115		1,068,189,749	1,068,190,000	251	Rounding off
807	Amuria District	10,053,628,537	2,015,718,515		12,069,347,052	12,069,347,000	(52)	Rounding off



Vote	Vote Name	Resolution of 4th May 2023 (Approved on 27th April 2023)	Resolution of 5th Jul 2023 (Approved on 20th Jun 2023)	Resolution (30th May 2023)	Total Approved by Parliament	Supplementary Appropriation Bill	Variance	Remarks
808	Amuru District	795,995,822	946,076,265		1,742,072,087	1,742,072,000	(87)	Rounding off
809	Apac District		945,298,845		945,298,845	945,299,000	155	Rounding off
810	Arua District		1,248,599,303		1,248,599,303	1,248,599,000	(303)	Rounding off
811	Budaka District	8,566,051,723	1,957,153,838		10,523,205,561	10,523,206,000	439	Rounding off
812	Bududa District	2,758,459,709	2,038,536,490		4,796,996,199	4,796,996,000	(199)	Rounding off
813	Bugiri District	742,654,842	2,138,495,049		2,881,149,891	2,881,150,000	109	Rounding off
814	Bugweri District	3,155,456,675	1,585,529,513		4,740,986,188	4,740,986,000	(188)	Rounding off
815	Buhweju District	2,144,419,496	1,188,105,624		3,332,525,120	3,332,525,000	(120)	Rounding off
816	Buikwe District	1,960,647,928	2,089,799,080		4,050,447,008	4,050,447,000	(8)	Rounding off
817	Bukedea District	384,195,169	1,797,685,725		2,181,880,894	2,181,881,000	106	Rounding off
818	Bukomansimbi District	146,835,018	1,493,820,675		1,640,655,693	1,640,656,000	307	Rounding off
819	Bukwo District	2,544,469,562	1,879,879,411		4,424,348,973	4,424,349,000	27	Rounding off
820	Bulambuli District	762,054,571	1,741,910,268		2,503,964,839	2,503,965,000	161	Rounding off
821	Bullisa District	1,380,206,155	1,071,242,878		2,451,449,033	2,451,449,000	(33)	Rounding off

Vote	Vote Name	Resolution of 4th May 2023 (Approved on 27th April 2023)	Resolution of 5th Jul 2023 (Approved on 20th Jun 2023)	Resolution (30th May 2023)	Total Approved by Parliament	Supplementary Appropriation Bill	Variance	Remarks
822	Bundibugyo District	1,684,464,789	2,352,684,686		4,037,149,475	4,037,149,000	(475)	Rounding off
823	Bunyangabu District	12,641,593,845	1,410,994,764		14,052,588,609	14,052,589,000	391	Rounding off
824	Bushenyi District	1,025,736,036	2,932,602,774		3,958,338,810	3,958,339,000	190	Rounding off
825	Busia District	2,881,708,012	2,685,535,812		5,567,243,824	5,567,244,000	176	Rounding off
826	Butaleja District		2,368,571,493		2,368,571,493	2,368,571,000	(493)	Rounding off
827	Butambala District	2,871,965,759	3,250,056,866		6,122,022,625	6,122,023,000	375	Rounding off
828	Butebo District	465,633,199	1,244,537,805		1,710,171,004	1,710,171,000	(4)	Rounding off
829	Buvuma District	632,359,245	945,120,798		1,577,480,043	1,577,480,000	(43)	Rounding off
830	Buyende District	540,827,155	1,253,584,053		1,794,411,208	1,794,411,000	(208)	Rounding off
831	Dokolo District	1,465,109,321	1,785,019,811		3,250,129,132	3,250,129,000	(132)	Rounding off
832	Gomba District	501,440,326	2,101,166,678		2,602,607,004	2,602,607,000	(4)	Rounding off
833	Gulu District	1,244,396,370	1,061,811,967		2,306,208,337	2,306,208,000	(337)	Rounding off
834	Hoima District	4,676,373,193	1,441,922,282		6,118,295,475	6,118,295,000	(475)	Rounding off
835	Ibanda District	2,839,616,612	1,722,911,750		4,562,528,362	4,562,528,000	(362)	Rounding off

Vote	Vote Name	Resolution of 4th May 2023 (Approved on 27th April 2023)	Resolution of 5th Jul 2023 (Approved on 20th Jun 2023)	Resolution (30th May 2023)	Total Approved by Parliament	Supplementary Appropriation Bill	Variance	Remarks
836	Iganga District	1,455,288,983	3,578,929,035		5,034,218,018	5,034,218,000	(18)	Rounding off
837	Isingiro District	6,303,337,939	3,877,703,722		10,181,041,661	10,181,042,000	339	Rounding off
838	Jinja District	166,031,009	4,097,997,251		4,264,028,260	4,264,028,000	(260)	Rounding off
839	Kaabong District	1,693,988,158	1,195,112,316		2,889,100,474	2,889,100,000	(474)	Rounding off
840	Kabale District	5,219,178,216	2,254,112,914		7,473,291,130	7,473,291,000	(130)	Rounding off
841	Kabarole District	197,784,739	1,248,995,977		1,446,780,716	1,446,781,000	284	Rounding off
842	Kaberamaido District	2,356,571,298	623,084,035		2,979,655,333	2,979,655,000	(333)	Rounding off
843	Kagadi District	726,311,142	1,883,026,529		2,609,337,671	2,609,338,000	329	Rounding off
844	Kakumiro District	755,076,262	1,275,703,107		2,030,779,369	2,030,779,000	(369)	Rounding off
845	Kalaki District	60,021,995	1,357,724,278		1,417,746,273	1,417,746,000	(273)	Rounding off
846	Kalangala District	308,566,097	1,168,934,717		1,477,500,814	1,477,501,000	186	Rounding off
847	Kaliro District		2,113,561,960		2,113,561,960	2,113,562,000	40	Rounding off
848	Kalungu District	1,877,673,926	2,434,521,319		4,312,195,245	4,312,195,000	(245)	Rounding off
849	Kamuli District	2,053,317,488	3,000,717,458		5,054,034,946	5,054,035,000	54	Rounding off

Vote	Vote Name	Resolution of 4th May 2023 (Approved on 27th April 2023)	Resolution of 5th Jul 2023 (Approved on 20th Jun 2023)	Resolution (30th May 2023)	Total Approved by Parliament	Supplementary Appropriation Bill	Variance	Remarks
850	Kamwenge District	1,135,367,672	2,196,058,134		3,331,425,806	3,331,426,000	194	Rounding off
851	Kanungu District	3,205,479,954	3,905,908,895		7,111,388,849	7,111,389,000	151	Rounding off
852	Kapchorwa District	866,602,468	1,645,377,050		2,511,979,518	2,511,980,000	482	Rounding off
853	Kapelebyong District	5,022,229	697,185,206		702,207,435	702,207,000	(435)	Rounding off
854	Karenga District	1,203,759,120	335,458,914		1,539,218,034	1,539,218,000	(34)	Rounding off
855	Kasanda District	2,751,995,000	1,979,913,137		4,731,908,137	4,731,908,000	(137)	Rounding off
856	Kasese District	4,324,531,135	5,764,124,774		10,088,655,909	10,088,656,000	91	Rounding off
857	Katakwi District	2,223,583,347	1,986,003,078		4,209,586,425	4,209,586,000	(425)	Rounding off
858	Kayunga District	2,620,341,075	3,782,097,430		6,402,438,505	6,402,439,000	495	Rounding off
859	Kazo District	445,681,738	1,207,409,183		1,653,090,921	1,653,091,000	79	Rounding off
860	Kibaale District	1,093,172,737	1,337,011,904		2,430,184,641	2,430,185,000	359	Rounding off
861	Kiboga District	4,949,453,678	1,909,886,932		6,859,340,610	6,859,341,000	390	Rounding off
862	Kibuku District	969,208,571	1,282,076,472		2,251,285,043	2,251,285,000	(43)	Rounding off
863	Kikuube District	686,306,401	1,468,409,277		2,154,715,678	2,154,716,000	322	Rounding off

Vote	Vote Name	Resolution of 4th May 2023 (Approved on 27th April 2023)	Resolution of 5th Jul 2023 (Approved on 20th Jun 2023)	Resolution (30th May 2023)	Total Approved by Parliament	Supplementary Appropriation Bill	Variance	Remarks
864	Kiruhura District	2,428,335,479	1,455,298,813		3,883,634,292	3,883,634,000	(292)	Rounding off
865	Kiryandongo District	696,335,162	1,882,442,188		2,578,777,350	2,578,777,000	(350)	Rounding off
866	Kisoro District	1,098,899,510	3,149,015,530		4,247,915,040	4,247,915,000	(40)	Rounding off
867	Kitagwenda District	563,418,220	1,426,514,649		1,989,932,869	1,989,933,000	131	Rounding off
868	Kitgum	1,175,652,302	1,679,774,778		2,855,427,080	2,855,427,000	(80)	Rounding off
869	Koboko District	2,297,846,502	1,087,382,539		3,385,229,041	3,385,229,000	(41)	Rounding off
870	Kole District	422,088,671	1,958,703,267		2,380,791,938	2,380,792,000	62	Rounding off
871	Kotido District		612,516,821		612,516,821	612,517,000	179	Rounding off
872	Kumi District	5,241,113,302	1,549,672,299		6,790,785,601	6,790,786,000	399	Rounding off
873	Kwania District	801,144,842	1,082,821,760		1,883,966,602	1,883,967,000	398	Rounding off
874	Kween District	1,076,360,780	1,797,295,257		2,873,656,037	2,873,656,000	(37)	Rounding off
875	Kyankwanzi District	347,621,857	1,422,816,037		1,770,437,894	1,770,438,000	106	Rounding off
876	Kyegegwa District	4,784,104,385	1,717,754,523		6,501,858,908	6,501,859,000	92	Rounding off
877	Kyenjojo District	2,504,965,396	2,577,052,969		5,082,018,365	5,082,018,000	(365)	Rounding off

Vote	Vote Name	Resolution of 4th May 2023 (Approved on 27th April 2023)	Resolution of 5th Jul 2023 (Approved on 20th Jun 2023)	Resolution (30th May 2023)	Total Approved by Parliament	Supplementary Appropriation Bill	Variance	Remarks
878	Kyotera District	3,071,313,704	3,580,363,840		6,651,677,544	6,651,678,000	456	Rounding off
879	Lamwo District	785,633,783	1,144,433,782		1,930,067,565	1,930,068,000	435	Rounding off
880	Lira District	333,227,503	1,589,613,311		1,922,840,814	1,922,841,000	186	Rounding off
881	Luuka District	2,149,592,552	1,564,424,313		3,714,016,865	3,714,017,000	135	Rounding off
882	Luwero District	5,493,679,211	6,990,728,966		12,484,408,177	12,484,408,000	(177)	Rounding off
883	Lwengo District	1,940,400,423	1,943,146,767		3,883,547,190	3,883,547,000	(190)	Rounding off
884	Lyantonde District	597,868,932	1,610,171,723		2,208,040,655	2,208,041,000	345	Rounding off
885	Madi-Okollo District		994,154,327		994,154,327	994,154,000	(327)	Rounding off
886	Manafwa District	1,455,028,428	1,788,348,276		3,243,376,704	3,243,377,000	296	Rounding off
887	Maracha District	434,430,907	1,373,358,015		1,807,788,922	1,807,789,000	78	Rounding off
888	Masaka District	932,358,453	1,181,794,684		2,114,153,137	2,114,153,000	(137)	Rounding off
889	Masindi District	102,319,921	1,218,318,867		1,320,638,788	1,320,639,000	212	Rounding off
890	Mayuge District	3,897,607,627	2,797,239,886		6,694,847,513	6,694,848,000	487	Rounding off
891	Mbale District	4,667,957,305	3,570,602,428		8,238,559,733	8,238,560,000	267	Rounding off

Vote	Vote Name	Resolution of 4th May 2023 (Approved on 27th April 2023)	Resolution of 5th Jul 2023 (Approved on 20th Jun 2023)	Resolution (30th May 2023)	Total Approved by Parliament	Supplementary Appropriation Bill	Variance	Remarks
892	Mbarara District	1,669,610,677	1,913,293,925		3,582,904,602	3,582,905,000	398	Rounding off
893	Mitooma District		3,184,373,781		3,184,373,781	3,184,374,000	219	Rounding off
894	Mityana District	1,651,327,975	2,446,329,666		4,097,657,641	4,097,658,000	359	Rounding off
895	Moroto District	82,190,926	366,353,712		448,544,638	448,545,000	362	Rounding off
896	Moyo District	1,965,213,745	1,854,148,242		3,819,361,987	3,819,362,000	13	Rounding off
897	Mpigi District	1,583,907,455	3,648,253,352		5,232,160,807	5,232,161,000	193	Rounding off
898	Mubende District	1,537,263,950	1,960,992,820		3,498,256,770	3,498,257,000	230	Rounding off
899	Mukono District	1,212,764,506	6,082,583,975		7,295,348,481	7,295,348,000	(481)	Rounding off
900	Nabilatuk District	587,829,272	491,025,017		1,078,854,289	1,078,854,000	(289)	Rounding off
901	Nakapiripirit District	728,135,276	553,476,406		1,281,611,682	1,281,612,000	318	Rounding off
902	Nakaseke District	3,433,222,984	3,160,197,407		6,593,420,391	6,593,420,000	(391)	Rounding off
903	Nakasongola District	734,423,552	2,395,087,268		3,129,510,820	3,129,511,000	180	Rounding off
904	Namayingo District	1,926,925,704	1,409,632,183		3,336,557,887	3,336,558,000	113	Rounding off
905	Namisindwa District	2,220,179,448	1,244,740,727		3,464,920,175	3,464,920,000	(175)	Rounding off

Vote	Vote Name	Resolution of 4th May 2023 (Approved on 27th April 2023)	Resolution of 5th Jul 2023 (Approved on 20th Jun 2023)	Resolution (30th May 2023)	Total Approved by Parliament	Supplementary Appropriation Bill	Variance	Remarks
906	Namutumba District	1,903,026,509	1,791,997,131		3,695,023,640	3,695,024,000	360	Rounding off
907	Napak District	21,404,634,172	855,780,814		22,260,414,986	22,260,415,000	14	Rounding off
908	Nebbi District	1,122,660,206	1,834,446,945		2,957,107,151	2,957,107,000	(151)	Rounding off
909	Ngora District	12,552,750,607	1,729,490,975		14,282,241,582	14,282,242,000	418	Rounding off
910	Ntoroko District	1,367,952,529	989,268,248		2,357,220,777	2,357,221,000	223	Rounding off
911	Ntungamo District	3,888,073,106	4,795,129,377		8,683,202,483	8,683,202,000	(483)	Rounding off
912	Nwoya District	1,757,111,272	1,527,036,816		3,284,148,088	3,284,148,000	(88)	Rounding off
913	Obongi District	299,802,093	367,382,641		667,184,734	667,185,000	266	Rounding off
914	Omoro District		1,867,955,321		1,867,955,321	1,867,955,000	(321)	Rounding off
915	Otuke District	1,033,738,332	1,561,680,836		2,595,419,168	2,595,419,000	(168)	Rounding off
916	Oyam District	1,848,332,955	2,392,722,947		4,241,055,902	4,241,056,000	98	Rounding off
917	Pader District	3,841,108,038	1,772,395,565		5,613,503,603	5,613,504,000	397	Rounding off
918	Pakwach District	9,187,028,578	1,788,134,227		10,975,162,805	10,975,163,000	195	Rounding off
919	Pallisa District	1,787,871,176	2,003,071,144		3,790,942,320	3,790,942,000	(320)	Rounding off



Vote	Vote Name	Resolution of 4th May 2023 (Approved on 27th April 2023)	Resolution of 5th Jul 2023 (Approved on 20th Jun 2023)	Resolution (30th May 2023)	Total Approved by Parliament	Supplementary Appropriation Bill	Variance	Remarks
920	Rakai District	3,328,036,325	2,523,141,591		5,851,177,916	5,851,178,000	84	Rounding off
921	Rubanda District	698,068,342	1,654,842,542		2,352,910,884	2,352,911,000	116	Rounding off
922	Rubirizi District	4,711,912,333	1,605,303,923		6,317,216,256	6,317,216,000	(256)	Rounding off
923	Rukiga District	913,502,644	1,706,155,645		2,619,658,289	2,619,658,000	(289)	Rounding off
924	Rukungiri District	2,265,981,405	3,951,498,246		6,217,479,651	6,217,480,000	349	Rounding off
925	Rwampara District	176,169,787	1,742,342,718		1,918,512,505	1,918,513,000	495	Rounding off
926	Sembabule District	185,947,516	1,939,724,948		2,125,672,464	2,125,672,000	(464)	Rounding off
927	Serere District	2,293,545,619	2,141,052,239		4,434,597,858	4,434,598,000	142	Rounding off
928	Sheema District	8,540,176,111	2,631,482,328		11,171,658,439	11,171,658,000	(439)	Rounding off
929	Sironko District	2,042,228,645	2,399,149,165		4,441,377,810	4,441,378,000	190	Rounding off
930	Soroti District	5,097,600,166	1,857,159,399		6,954,759,565	6,954,760,000	435	Rounding off
931	Terego District	5,098,003,813	1,390,684,484		6,488,688,297	6,488,688,000	(297)	Rounding off
932	Tororo District	1,572,607,788	3,703,906,647		5,276,514,435	5,267,514,000	(9,000,435)	Possible error as figure seems to be interchanged

Vote	Vote Name	Resolution of 4th May 2023 (Approved on 27th April 2023)	Resolution of 5th Jul 2023 (Approved on 20th Jun 2023)	Resolution (30th May 2023)	Total Approved by Parliament	Supplementary Appropriation Bill	Variance	Remarks
933	Wakiso District	7,948,254,797	8,654,599,988		16,602,854,785	16,602,855,000	215	Rounding off
934	Yumbe District	519,930,510	2,678,139,693		3,198,070,203	3,198,070,000	(203)	Rounding off
935	Zombo District	893,695,148	1,635,420,312		2,529,115,460	2,529,115,000	(460)	Rounding off
					-		-	
	<b>Total</b>	<b>840,251,367,990</b>	<b>1,222,531,553,514</b>	<b>(4,765,876,500)</b>	<b>2,058,017,045,004</b>	<b>2,062,008,043,000</b>	<b>3,990,997,996</b>	

## ANNEX 2: Comparison of the Supplementary Appropriation Bill with Parliamentary Resolutions (DEVELOPMENT, UGX)

Vote	Vote Name	Resolution of 4th May 2023 (Approved on 27th April 2023)	Resolution of 5th Jul 2023 (Approved on 20th Jun 2023)	Resolution of 30th May 2023	Total Approved by Parliament	Supplementary	Variance	Remarks
001	Office of the President				-		-	
002	State House				-		-	
003	Office of the Prime Minister		1,500,000,000		1,500,000,000	1,500,000,000	-	
004	Ministry of Defence				-		-	
005	Ministry of Public Service	620,000,000		(620,000,000)	-		-	
006	Ministry of Foreign Affairs				-		-	
007	Ministry of Justice and Constitutional Affairs				-		-	
008	Ministry of Finance, Planning & Economic Dev.	2,200,000,000			2,200,000,000	2,200,000,000	-	
010	Ministry of Agriculture, Animal & Fisheries	12,978,739,300			12,978,739,300	12,978,739,000	(300)	Rounding off
011	Ministry of Local Government	16,315,698,428			16,315,698,428	16,315,698,000	(428)	Rounding off
012	Ministry of Lands, Housing & Urban Development				-		-	
013	Ministry of Education and Sports	600,000,000	3,800,000,000		4,400,000,000	4,400,000,000	-	
014	Ministry of Health	183,162,880,000			183,162,880,000	183,162,880,000	-	
015	Ministry of Trade, Industry and Cooperatives				-		-	
016	Ministry of Works and Transport		3,488,093,485		3,488,093,485	3,488,093,000	(485)	Rounding off
017	Ministry of Energy and Mineral Development		103,300,000,000		103,300,000,000	103,300,000,000	-	
018	Ministry of Gender, Labour and Social Development	22,895,220,000			22,895,220,000	22,895,220,000	-	
019	Ministry of Water and Environment				-		-	
020	Ministry of ICT and National Guidance				-		-	
021	Ministry of East African Community Affairs				-		-	
022	Ministry of Tourism, Wildlife and Antiquities	2,800,000,000			2,800,000,000	2,800,000,000	-	
101	Judiciary		1,653,000,000		1,653,000,000	1,653,000,000	-	
107	Uganda AIDS Commission				-		-	

Vote	Vote Name	Resolution of 4th May 2023 (Approved on 27th April 2023)	Resolution of 5th Jul 2023 (Approved on 20th Jun 2023)	Resolution of 30th May 2023	Total Approved by Parliament	Supplementary	Variance	Remarks
111	National Curriculum Development Centre				-		-	
112	Ethics and Integrity				-		-	
114	Uganda Cancer Institute				-		-	
115	Uganda Heart Institute				-		-	
117	Uganda Tourism Board				-		-	
120	National Citizenship and Immigration Control				-		-	
121	Dairy Development Authority				-		-	
122	Kampala Capital City Authority	34,445,823,849			34,445,823,849	34,445,824,000	151	Rounding off
124	Equal Opportunities Commission	600,000,000			600,000,000	600,000,000	-	
126	National Information Technologies Authority	5,510,000,000	5,510,000,000		11,020,000,000	11,020,000,000	-	
127	Uganda Virus Research Institute				-		-	
132	Education Service Commission				-		-	
133	Directorate of Public Prosecutions				-		-	
134	Health Service Commission				-		-	
135	Directorate of Government Analytical Laboratory (DGAL)				-		-	
139	Petroleum Authority of Uganda				-		-	
142	National Agricultural Research Organisation				-		-	
143	Uganda Bureau of Statistics (UBOS)	3,700,000,000			3,700,000,000	3,700,000,000	-	
144	Uganda Police Force		68,000,000,000		68,000,000,000	68,000,000,000	-	
145	Uganda Prisons				-		-	
146	Public Service Commission				-		-	
148	Judicial Service Commission				-		-	
151	Uganda Blood Transfusion Service (UBTS)				-		-	
152	NAADS Secretariat				-		-	
155	Uganda Cotton Development Organization		9,500,000,000		9,500,000,000	9,500,000,000	-	

Vote	Vote Name	Resolution of 4th May 2023 (Approved on 27th April 2023)	Resolution of 5th Jul 2023 (Approved on 20th Jun 2023)	Resolution of 30th May 2023	Total Approved by Parliament	Supplementary	Variance	Remarks
156	Uganda Land Commission				-		-	
158	Internal security organisation				-		-	
159	External Security Organisation				-		-	
165	Gulu Referral Hospital				-		-	
301	Makerere University		8,000,000,000		8,000,000,000	8,000,000,000	-	
302	Mbarara University of Science and Technology			1,135,877,000	1,135,877,000	1,135,877,000	-	
303	Makerere University Business School				-		-	
306	Muni University				-		-	
308	Soroti University				-		-	
309	Gulu University				-		-	
310	Lira University				-		-	
312	Uganda Management Institute				-		-	
313	Mountains of the Moon University			4,250,000,000	4,250,000,000	4,250,000,000	-	
401	Mulago National Referral Hospital				-		-	
402	Butabika Hospital				-		-	
403	Arua Referral Hospital				-		-	
404	Fort Portal Referral Hospital				-		-	
405	Gulu Referral Hospital				-		-	
406	Hoima Referral Hospital				-		-	
407	Jinja Referral Hospital				-		-	
408	Kabale Referral Hospital				-		-	
409	Masaka Referral Hospital				-		-	
410	Mbale Referral Hospital				-		-	
411	Soroti Referral Hospital				-		-	
412	Lira Referral Hospital				-		-	

Vote	Vote Name	Resolution of 4th May 2023 (Approved on 27th April 2023)	Resolution of 5th Jul 2023 (Approved on 20th Jun 2023)	Resolution of 30th May 2023	Total Approved by Parliament	Supplementary	Variance	Remarks
413	Mbarara Regional Referral Hospital				-		-	
414	Mubende Regional Referral Hospital				-		-	
415	Moroto Referral Hospital				-		-	
416	Naguru Referral Hospital				-		-	
417	Kiruddu Referral Hospital				-		-	
418	Kawempe Referral Hospital				-		-	
419	Entebbe Regional Referral Hospital				-		-	
420	Mulago Specialized Women and Neonatal Hospital				-		-	
421	Kayunga Referral Hospital				-		-	
501	Uganda Mission at the United Nations, New York	1,027,305,400			1,027,305,400	1,027,305,000	(400)	Rounding off
505	Uganda High Commission in Kenya, Nairobi				-		-	
507	Uganda High Commission in Nigeria, Abuja				-		-	
512	Uganda Embassy in Ethiopia, Addis Ababa				-		-	
514	Uganda Embassy in Switzerland, Geneva				-		-	
518	Uganda Embassy in Belgium, Brussels				-		-	
521	Uganda Embassy in Sudan, Khartoum				-		-	
523	Uganda Embassy in Germany, Berlin				-		-	
528	Uganda Embassy in United Arab Emirates, Abudhabi				-		-	
532	Uganda Embassy in Somalia, Mogadishu				-		-	
601	Arua city	3,003,390,121			3,003,390,121	3,003,390,000	(121)	Rounding off
602	Fort-Portal city	4,543,179,584			4,543,179,584	4,543,180,000	416	Rounding off
603	Gulu city	5,280,000,000			5,280,000,000	5,280,000,000	-	
604	Hoima city	4,603,643,823			4,603,643,823	4,603,644,000	177	Rounding off
605	Jinja city	4,529,171,753			4,529,171,753	4,529,172,000	247	Rounding off
606	Lira city	4,642,823,585			4,642,823,585	4,642,824,000	415	Rounding off
607	Masaka city	239,927,544			239,927,544	239,928,000	456	Rounding off

Vote	Vote Name	Resolution of 4th May 2023 (Approved on 27th April 2023)	Resolution of 5th Jul 2023 (Approved on 20th Jun 2023)	Resolution of 30th May 2023	Total Approved by Parliament	Supplementary	Variance	Remarks
608	Mbale city	633,646,463			633,646,463	633,646,000	(463)	Rounding off
609	Mbarara city	16,663,662,020			16,663,662,020	16,663,662,000	(20)	Rounding off
610	Soroti city	3,760,819,453			3,760,819,453	3,760,819,000	(453)	Rounding off
701	Apac Municipal Council	3,897,379,041			3,897,379,041	3,879,893,000	(17,486,041)	Not approved by Parliament
702	Bugiri Municipal Council				-		-	
703	Bushenyi- Ishaka Municipal Council				-	17,486,000	17,486,000	Not approved by Parliament
704	Busia Municipal Council				-		-	
705	Entebbe Municipal Council	6,634,707,446			6,634,707,446	6,634,707,000	(446)	Rounding off
706	Ibanda Municipal Council				-		-	
707	Iganga Municipal Council				-		-	
708	Kabale Municipal Council	4,965,634,615			4,965,634,615	4,965,635,000	385	Rounding off
709	Kamuli Municipal Council	6,818,961,753			6,818,961,753	6,818,962,000	247	Rounding off
710	Kapchorwa Municipal Council	191,184,101			191,184,101	191,184,000	(101)	Rounding off
711	Kasese Municipal Council	2,459,028,034			2,459,028,034	2,459,028,000	(34)	Rounding off
712	Kira Municipal Council	1,011,955,000			1,011,955,000	1,011,955,000	-	
713	Kisoro Municipal Council	36,781,514			36,781,514	36,782,000	486	Rounding off
714	Kitgum Municipal Council	8,200,000,000			8,200,000,000	8,200,000,000	-	
715	Koboko Municipal Council	1,916,108,073			1,916,108,073	1,916,108,000	(73)	Rounding off
716	Kotido Municipal Council				-		-	
717	Kumi Municipal Council				-		-	
718	Lugazi Municipal Council	6,983,786,560			6,983,786,560	6,983,787,000	440	Rounding off
719	Makindye-Ssabagabo Municipal Council				-		-	
720	Masindi Municipal Council	342,345,888			342,345,888	342,346,000	112	Rounding off
721	Mityana Municipal Council				-		-	

Vote	Vote Name	Resolution of 4th May 2023 (Approved on 27th April 2023)	Resolution of 5th Jul 2023 (Approved on 20th Jun 2023)	Resolution of 30th May 2023	Total Approved by Parliament	Supplementary	Variance	Remarks
722	Moroto Municipal Council	2,752,813,374			2,752,813,374	2,752,813,000	(374)	Rounding off
723	Mubende Municipal Council	3,902,666,455			3,902,666,455	3,902,666,000	(455)	Rounding off
724	Mukono Municipal Council				-		-	
725	Nansana Municipal Council				-		-	
726	Nebbi Municipal Council				-		-	
727	Njeru Municipal Council				-		-	
728	Ntungamo Municipal Council	3,300,883,182			3,300,883,182	3,300,883,000	(182)	Rounding off
729	Rukungiri Municipal Council				-		-	
730	Sheema Municipal Council				-		-	
731	Tororo Municipal Council	13,074,299,999			13,074,299,999	13,074,300,000	1	Rounding off
801	Abim District	1,259,698,363			1,259,698,363	1,259,698,000	(363)	Rounding off
802	Adjumani District	6,998,326,022			6,998,326,022	6,998,326,000	(22)	Rounding off
803	Agago District	3,405,878,139			3,405,878,139	3,405,878,000	(139)	Rounding off
804	Alebtong District	1,986,305,283			1,986,305,283	1,986,305,000	(283)	Rounding off
805	Amolatar District	3,056,509,532			3,056,509,532	3,056,510,000	468	Rounding off
806	Amudat District	1,489,758,799			1,489,758,799	1,489,759,000	201	Rounding off
807	Amuria District	3,607,717,591			3,607,717,591	3,607,718,000	409	Rounding off
808	Amuru District	857,098,103			857,098,103	857,098,000	(103)	Rounding off
809	Apac District				-		-	
810	Arua District	2,894,633,151			2,894,633,151	2,894,633,000	(151)	Rounding off
811	Budaka District	3,247,034,701			3,247,034,701	3,247,035,000	299	Rounding off
812	Bududa District	3,017,737,068			3,017,737,068	3,017,737,000	(68)	Rounding off
813	Bugiri District	1,197,349,877			1,197,349,877	1,197,350,000	123	Rounding off
814	Bugweri District	890,060,304			890,060,304	890,060,000	(304)	Rounding off
815	Buhweju District	4,218,424,022			4,218,424,022	4,218,424,000	(22)	Rounding off
816	Buikwe District	565,269,617			565,269,617	565,270,000	383	Rounding off



Vote	Vote Name	Resolution of 4th May 2023 (Approved on 27th April 2023)	Resolution of 5th Jul 2023 (Approved on 20th Jun 2023)	Resolution of 30th May 2023	Total Approved by Parliament	Supplementary	Variance	Remarks
817	Bukedea District	1,622,721,923			1,622,721,923	1,622,722,000	77	Rounding off
818	Bukomansimbi District	255,670,269			255,670,269	255,670,000	(269)	Rounding off
819	Bukwo District	4,183,178,331			4,183,178,331	4,183,178,000	(331)	Rounding off
820	Bulambuli District	2,611,401,014			2,611,401,014	2,611,401,000	(14)	Rounding off
821	Bullisa District	1,081,149,212			1,081,149,212	1,081,149,000	(212)	Rounding off
822	Bundibugyo District	3,819,719,076			3,819,719,076	3,819,719,000	(76)	Rounding off
823	Bunyangabu District	2,061,902,349			2,061,902,349	2,061,902,000	(349)	Rounding off
824	Bushenyi District	1,652,771,286			1,652,771,286	1,652,771,000	(286)	Rounding off
825	Busia District	3,153,626,404			3,153,626,404	3,153,626,000	(404)	Rounding off
826	Butaleja District	1,129,154,389			1,129,154,389	1,129,154,000	(389)	Rounding off
827	Butambala District	341,973,214	1,500,000,000		1,841,973,214	1,841,973,000	(214)	Rounding off
828	Butebo District				-		-	
829	Buvuma District	3,283,458,478			3,283,458,478	3,283,458,000	(478)	Rounding off
830	Buyende District				-		-	
831	Dokolo District	2,564,937,591			2,564,937,591	2,564,938,000	409	Rounding off
832	Gomba District	994,342,657			994,342,657	994,343,000	343	Rounding off
833	Gulu District	1,905,811,119			1,905,811,119	1,905,811,000	(119)	Rounding off
834	Ihoima District	978,898,247			978,898,247	978,898,000	(247)	Rounding off
835	Ibanda District	440,069,417			440,069,417	440,069,000	(417)	Rounding off
836	Iganga District	990,788,736			990,788,736	990,789,000	264	Rounding off
837	Isingiro District	13,627,515,380			13,627,515,380	13,627,515,000	(380)	Rounding off
838	Jinja District	1,663,920,379			1,663,920,379	1,663,920,000	(379)	Rounding off
839	Kaabong District				-		-	
840	Kabale District	1,162,525,879			1,162,525,879	1,162,526,000	121	Rounding off
841	Kabarole District	2,930,547,670			2,930,547,670	2,930,548,000	330	Rounding off
842	Kaberamaido District	136,950,000			136,950,000	136,950,000	-	

Vote	Vote Name	Resolution of 4th May 2023 (Approved on 27th April 2023)	Resolution of 5th Jul 2023 (Approved on 20th Jun 2023)	Resolution of 30th May 2023	Total Approved by Parliament	Supplementary	Variance	Remarks
843	Kagadi District	2,956,924,305			2,956,924,305	2,956,924,000	(305)	Rounding off
844	Kakumiro District	1,651,092,779			1,651,092,779	1,651,093,000	221	Rounding off
845	Kalaki District	1,280,647,428			1,280,647,428	1,280,647,000	(428)	Rounding off
846	Kalangala District	1,717,179,592			1,717,179,592	1,717,180,000	408	Rounding off
847	Kaliro District	1,592,645,548			1,592,645,548	1,592,646,000	452	Rounding off
848	Kalungu District	515,898,063			515,898,063	515,898,000	(63)	Rounding off
849	Kamuli District	4,726,790,774			4,726,790,774	4,726,791,000	226	Rounding off
850	Kamwenge District	13,850,759,429			13,850,759,429	13,850,759,000	(429)	Rounding off
851	Kanungu District	1,722,759,323			1,722,759,323	1,722,759,000	(323)	Rounding off
852	Kapchorwa District	1,273,102,585			1,273,102,585	1,273,103,000	415	Rounding off
853	Kapelebyong District	1,329,607,018			1,329,607,018	1,329,607,000	(18)	Rounding off
854	Karenga District	1,077,500,000			1,077,500,000	1,077,500,000	-	
855	Kasanda District	2,235,754,442			2,235,754,442	2,235,754,000	(442)	Rounding off
856	Kasese District	2,279,909,211			2,279,909,211	2,279,909,000	(211)	Rounding off
857	Katakwi District	1,951,921,016			1,951,921,016	1,951,921,000	(16)	Rounding off
858	Kayunga District	798,283,028	837,000,000		1,635,283,028	1,635,283,000	(28)	Rounding off
859	Kazo District	1,648,019,371			1,648,019,371	1,648,019,000	(371)	Rounding off
860	Kibaale District	3,790,354,506			3,790,354,506	3,790,355,000	494	Rounding off
861	Kiboga District	658,549,614			658,549,614	658,550,000	386	Rounding off
862	Kibuku District	2,329,241,080			2,329,241,080	2,329,241,000	(80)	Rounding off
863	Kikuube District	1,303,060,344			1,303,060,344	1,303,060,000	(344)	Rounding off
864	Kiruhura District	1,156,196,170			1,156,196,170	1,156,196,000	(170)	Rounding off
865	Kiryandongo District	6,231,985,393			6,231,985,393	6,231,985,000	(393)	Rounding off
866	Kisoro District	1,187,146,541			1,187,146,541	1,187,147,000	459	Rounding off
867	Kitagwenda District	1,239,349,699			1,239,349,699	1,239,350,000	301	Rounding off
868	Kitgum	1,247,369,333			1,247,369,333	1,247,369,000	(333)	Rounding off

Vote	Vote Name	Resolution of 4th May 2023 (Approved on 27th April 2023)	Resolution of 5th Jul 2023 (Approved on 20th Jun 2023)	Resolution of 30th May 2023	Total Approved by Parliament	Supplementary	Variance	Remarks
869	Koboko District	1,364,369,421			1,364,369,421	1,364,369,000	(421)	Rounding off
870	Kole District	1,124,587,408			1,124,587,408	1,124,587,000	(408)	Rounding off
871	Kotido District	992,324,023			992,324,023	992,324,000	(23)	Rounding off
872	Kumi District	2,641,590,231			2,641,590,231	2,641,590,000	(231)	Rounding off
873	Kwania District				-		-	
874	Kween District	3,127,276,057			3,127,276,057	3,127,276,000	(57)	Rounding off
875	Kyankwanzi District	2,513,284,481			2,513,284,481	2,513,284,000	(481)	Rounding off
876	Kyegegwa District	3,759,653,088			3,759,653,088	3,759,653,000	(88)	Rounding off
877	Kyenjojo District	8,028,297,011			8,028,297,011	8,028,297,000	(11)	Rounding off
878	Kyotera District	2,416,465,592			2,416,465,592	2,416,466,000	408	Rounding off
879	Lamwo District	4,322,713,904			4,322,713,904	4,322,714,000	96	Rounding off
880	Lira District				-		-	
881	Luuka District	1,262,029,018			1,262,029,018	1,262,029,000	(18)	Rounding off
882	Luwero District	2,177,544,751			2,177,544,751	2,177,545,000	249	Rounding off
883	Lwengo District	1,754,589,613			1,754,589,613	1,754,590,000	387	Rounding off
884	Iyantonde District	1,455,777,396			1,455,777,396	1,455,777,000	(396)	Rounding off
885	Madi-Okollo District	1,192,977,119			1,192,977,119	1,192,977,000	(119)	Rounding off
886	Manafwa District	3,671,664,279			3,671,664,279	3,671,664,000	(279)	Rounding off
887	Maracha District	1,413,210,501			1,413,210,501	1,413,211,000	499	Rounding off
888	Masaka District	1,745,705,651			1,745,705,651	1,745,706,000	349	Rounding off
889	Masindi District	1,240,431,592			1,240,431,592	1,240,432,000	408	Rounding off
890	Mayuge District	3,703,701,665			3,703,701,665	3,703,702,000	335	Rounding off
891	Mbale District	1,385,431,308			1,385,431,308	1,385,431,000	(308)	Rounding off
892	Mbarara District	846,064,177			846,064,177	846,064,000	(177)	Rounding off
893	Mitooma District	1,995,796,330	2,628,568,986		4,624,365,316	4,624,365,000	(316)	Rounding off
894	Mityana District	528,653,639			528,653,639	528,654,000	361	Rounding off

Vote	Vote Name	Resolution of 4th May 2023 (Approved on 27th April 2023)	Resolution of 5th Jul 2023 (Approved on 20th Jun 2023)	Resolution of 30th May 2023	Total Approved by Parliament	Supplementary	Variance	Remarks
895	Moroto District	933,468,976			933,468,976	933,469,000	24	Rounding off
896	Moyo District	1,203,745,876			1,203,745,876	1,203,746,000	124	Rounding off
897	Mpigi District	586,259,033			586,259,033	586,259,000	(33)	Rounding off
898	Mubende District	3,320,517,017			3,320,517,017	3,320,517,000	(17)	Rounding off
899	Mukono District	598,912,875			598,912,875	598,913,000	125	Rounding off
900	Nabilatuk District				-		-	
901	Nakapiripirit District	810,455,859			810,455,859	810,456,000	141	Rounding off
902	Nakaseke District	2,164,104,829			2,164,104,829	2,164,105,000	171	Rounding off
903	Nakasongola District	1,153,241,113			1,153,241,113	1,153,241,000	(113)	Rounding off
904	Namayingo District	1,590,391,095			1,590,391,095	1,590,391,000	(95)	Rounding off
905	Namisindwa District	1,466,123,000			1,466,123,000	1,466,123,000	-	
906	Namutumba District	1,092,780,449			1,092,780,449	1,092,780,000	(449)	Rounding off
907	Napak District	1,599,026,582			1,599,026,582	1,599,027,000	418	Rounding off
908	Nebbi District	2,460,054,699			2,460,054,699	2,460,055,000	301	Rounding off
909	Ngora District	308,570,186			308,570,186	308,570,000	(186)	Rounding off
910	Ntoroko District	2,642,792,154			2,642,792,154	2,642,792,000	(154)	Rounding off
911	Ntungamo District	1,632,146,864			1,632,146,864	1,632,147,000	136	Rounding off
912	Nwoya District	299,420,478			299,420,478	299,420,000	(478)	Rounding off
913	Obongi District	3,365,438,040			3,365,438,040	3,365,438,000	(40)	Rounding off
914	Omoro District	964,565,866			964,565,866	964,566,000	134	Rounding off
915	Otuke District	1,019,564,246			1,019,564,246	1,019,564,000	(246)	Rounding off
916	Oyam District	4,182,075,855			4,182,075,855	4,182,076,000	145	Rounding off
917	Pader District	2,429,065,897			2,429,065,897	2,429,066,000	103	Rounding off
918	Pakwach District	801,223,247			801,223,247	801,223,000	(247)	Rounding off
919	Pallisa District	1,042,508,331			1,042,508,331	1,042,508,000	(331)	Rounding off
920	Rakai District	1,586,242,186			1,586,242,186	1,586,242,000	(186)	Rounding off

Vote	Vote Name	Resolution of 4th May 2023 (Approved on 27th April 2023)	Resolution of 5th Jul 2023 (Approved on 20th Jun 2023)	Resolution of 30th May 2023	Total Approved by Parliament	Supplementary	Variance	Remarks
921	Rubanda District	1,398,901,678			1,398,901,678	1,398,902,000	322	Rounding off
922	Rubirizi District	2,079,662,177			2,079,662,177	2,079,662,000	(177)	Rounding off
923	Rukiga District	1,212,638,945			1,212,638,945	1,212,639,000	55	Rounding off
924	Rukungiri District		1,794,700,805		1,794,700,805	1,794,701,000	195	Rounding off
925	Rwampara District	121,380,000			121,380,000	121,380,000	-	
926	Sembabule District	1,295,749,772	127,469,171		1,423,218,943	1,423,219,000	57	Rounding off
927	Serere District	730,557,146			730,557,146	730,557,000	(146)	Rounding off
928	Sheema District	1,216,565,651			1,216,565,651	1,216,566,000	349	Rounding off
929	Sironko District	2,544,371,817			2,544,371,817	2,544,372,000	183	Rounding off
930	Soroti District	1,392,270,008			1,392,270,008	1,392,270,000	(8)	Rounding off
931	Terego District	5,604,281,546			5,604,281,546	5,604,282,000	454	Rounding off
932	Tororo District	3,726,178,862			3,726,178,862	3,726,179,000	138	Rounding off
933	Wakiso District	4,708,585,718			4,708,585,718	4,708,586,000	282	Rounding off
934	Yumbe District	10,480,448,608			10,480,448,608	10,480,449,000	392	Rounding off
935	Zombo District				-		-	
					-		-	
	<b>Total</b>	<b>684,709,771,478</b>	<b>211,638,832,447</b>	<b>4,765,877,000</b>	<b>901,114,480,925</b>	<b>901,114,478,000</b>	<b>(2,925)</b>	